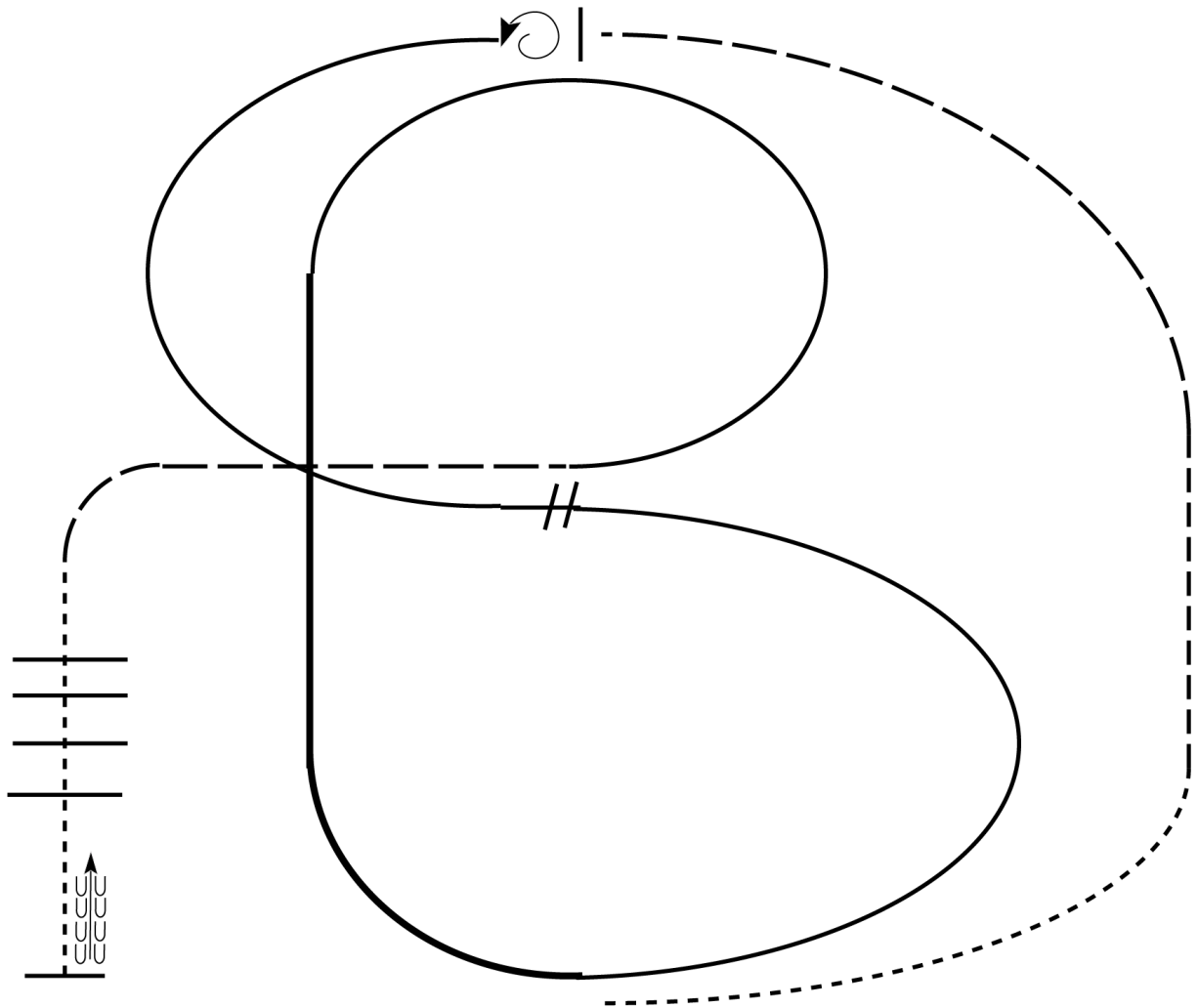


Rawhide Cup 2022

PRAB Ranch Riding (Beginners)

Show Date: 21. May to 22. May 2022



1. Walk
2. Trot
3. Extend the trot, at the top of the arena, stop
4. 360 degree turn to the left
5. Left lead 1/2 circle, lope to the center
6. Change leads (simple or flying)
7. Right lead 1/2 circle
8. Extended lope up the long side of arena (right lead)
9. Collect back to a lope around the top of the arena and back to center
10. Break down to an extended trot
11. Walk over poles.
12. Stop and back

Walk	-----
Jog	- - - - -
Extended Jog	-----
Lope	
Lead Change	///
Back	←
Marker	(B)

[RR/1]

Pattern Provided by:
Johanna Vorraber

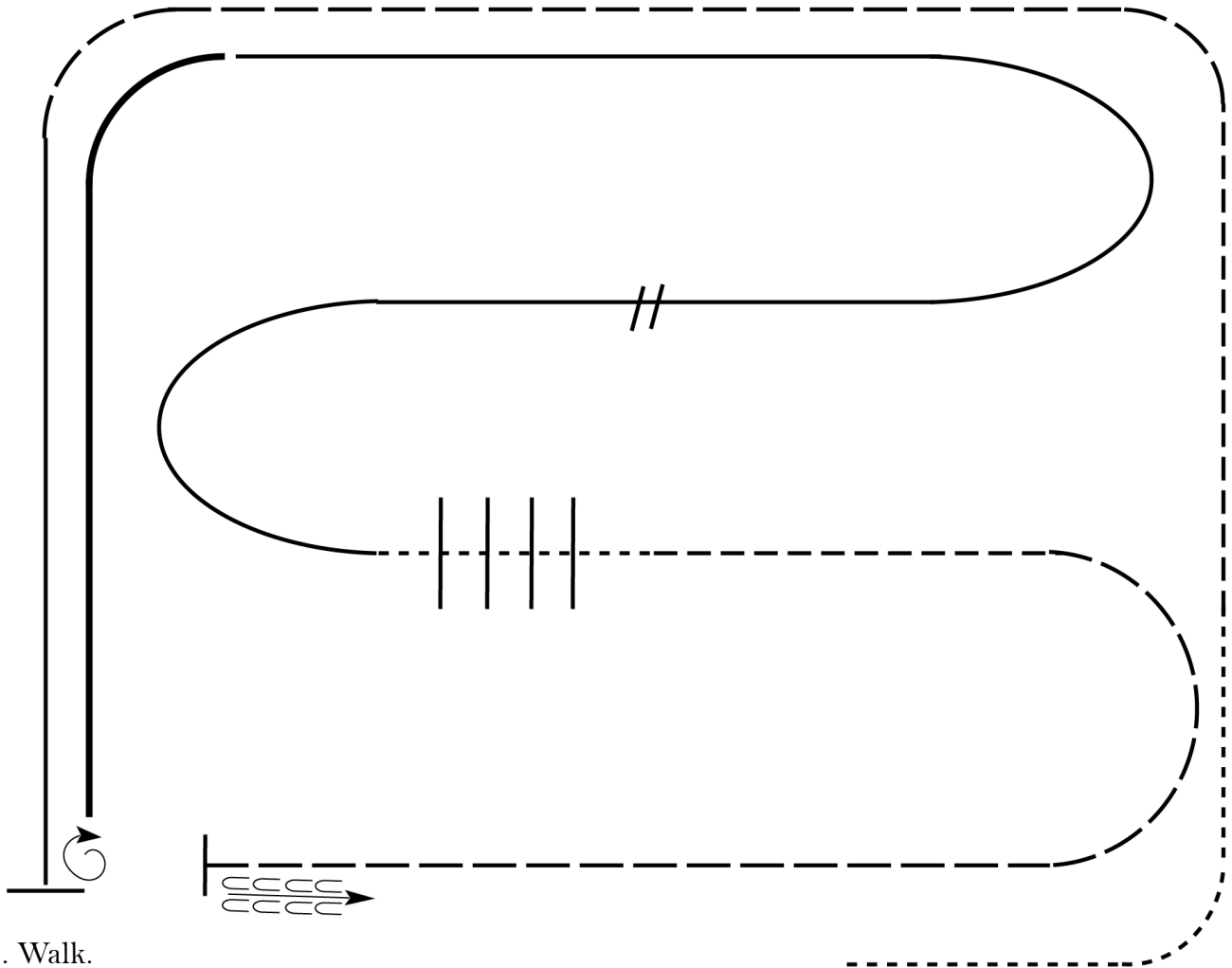
Rawhide Cup 2022

PRAB Ranch Riding (Open)

Show Date: 21. May to 22. May 2022

www.HorseShowPatterns.com

www.HorseShowPatterns.com



1. Walk.
2. Trot
3. Extended trot.
4. Left lead lope
5. Stop, 1 1/2 turn right
6. Extended lope
7. Collect to working lope-right lead
8. Change leads (simple or flying)
9. Walk
10. Walk over logs
11. Trot
12. Extended trot
13. Stop and back

Walk	-----
Jog	-----
Extended Jog	-----
Lope	-----
Lead Change	///
Back	←
Marker	(B)

[RR/2]

Pattern Provided by:
Johanna Vorraber

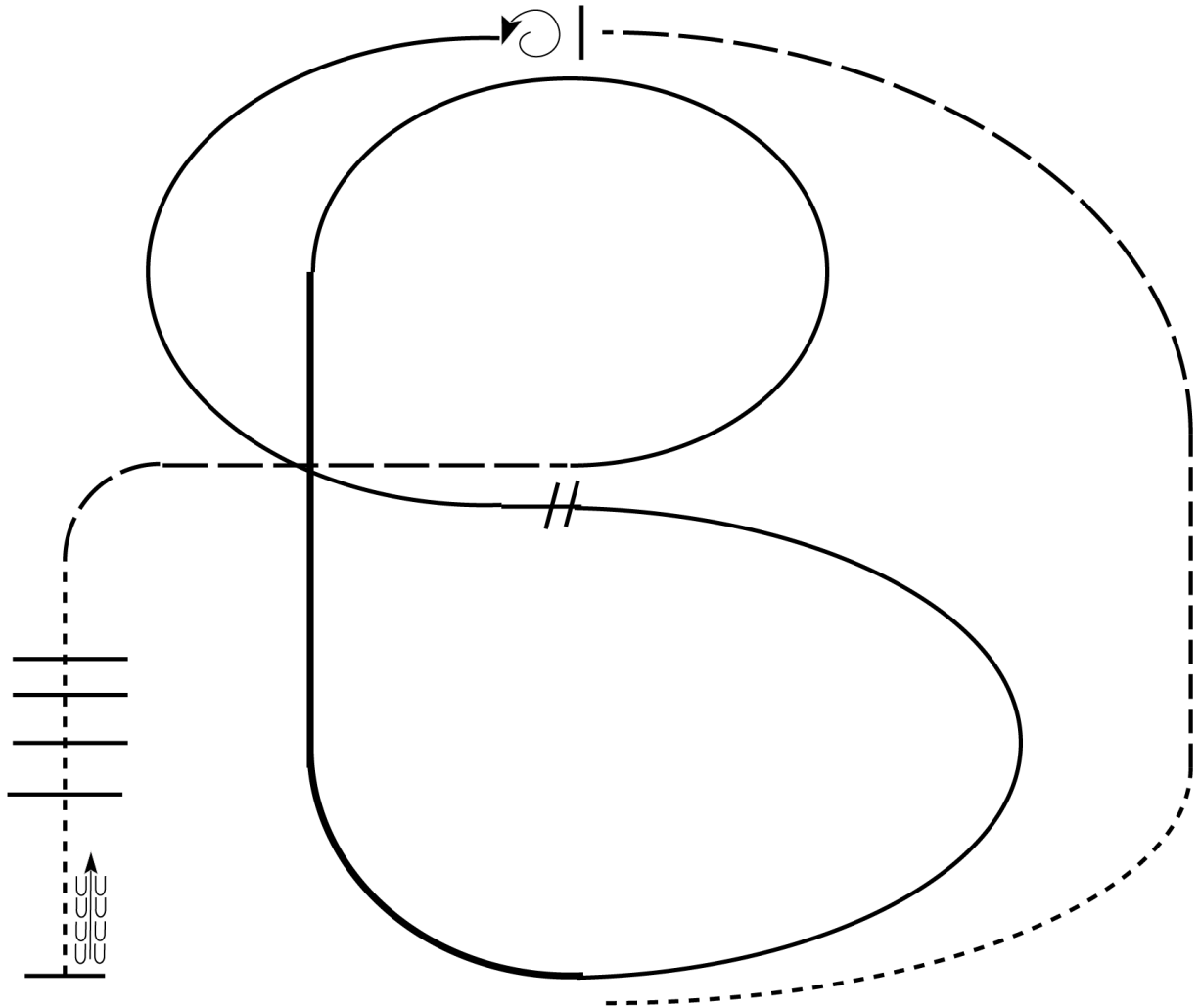
Rawhide Cup 2022

AQHA Ranch Riding (L1 Open)

Show Date: 21. May to 22. May 2022

w w w . H o r s e S h o w P a t t e r n s . c o m

w w w . H o r s e S h o w P a t t e r n s . c o m



1. Walk
2. Trot
3. Extend the trot, at the top of the arena, stop
4. 360 degree turn to the left
5. Left lead 1/2 circle, lope to the center
6. Change leads (simple or flying)
7. Right lead 1/2 circle
8. Extended lope up the long side of arena (right lead)
9. Collect back to a lope around the top of the arena and back to center
10. Break down to an extended trot
11. Walk over poles.
12. Stop and back

Walk	-----
Jog	- - - - -
Extended Jog	— — — — —
Lope	
Lead Change	///
Back	← ← ← ← ←
Marker	ⓑ

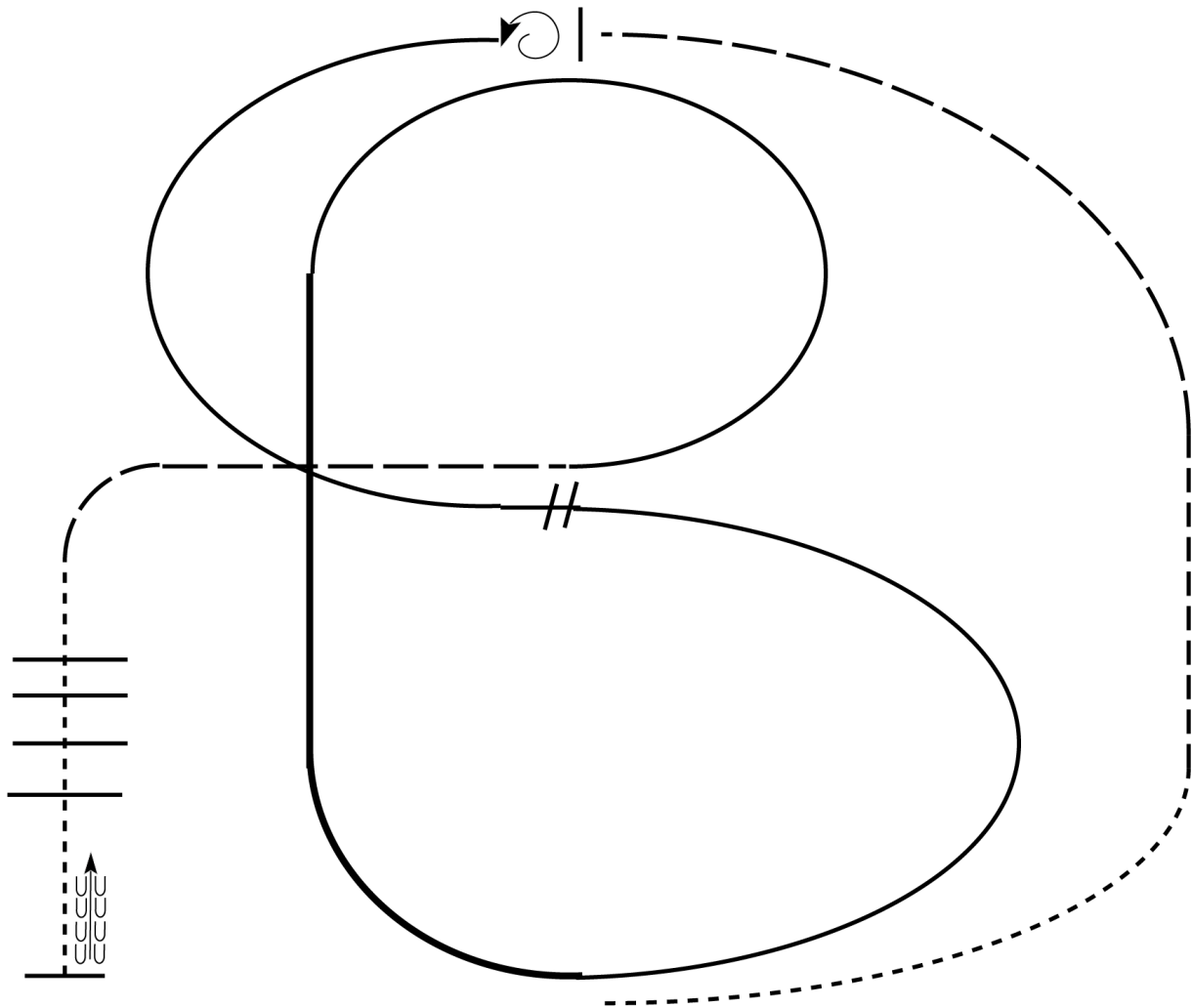
[RR/1]

Pattern Provided by:
Johanna Vorraber

Rawhide Cup 2022

AQHA Ranch Riding (L1 Youth)

Show Date: 21. May to 22. May 2022



1. Walk
2. Trot
3. Extend the trot, at the top of the arena, stop
4. 360 degree turn to the left
5. Left lead 1/2 circle, lope to the center
6. Change leads (simple or flying)
7. Right lead 1/2 circle
8. Extended lope up the long side of arena (right lead)
9. Collect back to a lope around the top of the arena and back to center
10. Break down to an extended trot
11. Walk over poles.
12. Stop and back

Walk	-----
Jog	- - - - -
Extended Jog	- - - - -
Lope	—————
Lead Change	///
Back	←←←←←
Marker	ⓑ

[RR/1]

Pattern Provided by:
Johanna Vorraber

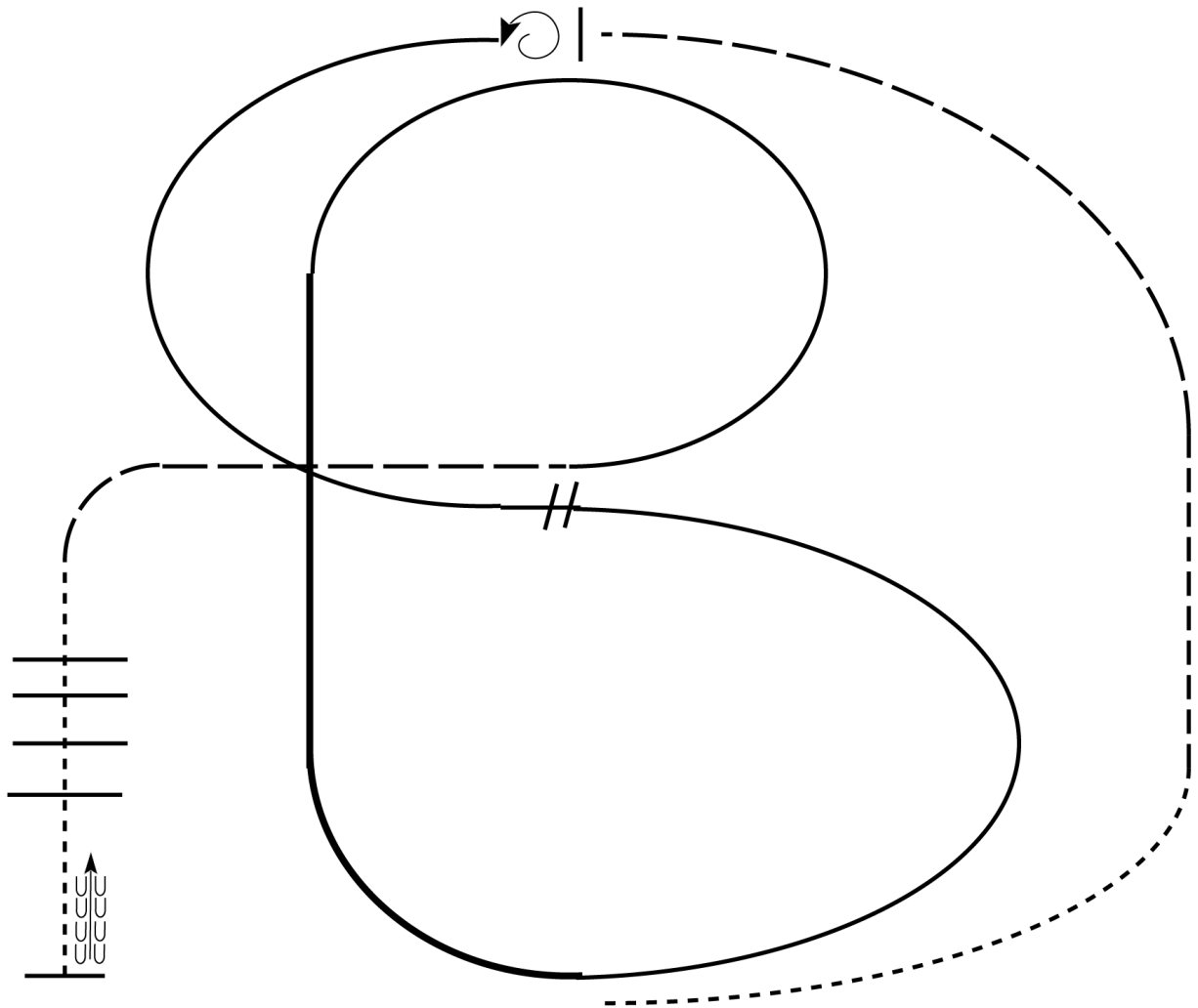
Rawhide Cup 2022

AQHA Ranch Riding (L1 Amateur)

Show Date: 21. May to 22. May 2022

w w w . H o r s e S h o w P a t t e r n s . c o m

w w w . H o r s e S h o w P a t t e r n s . c o m



1. Walk
2. Trot
3. Extend the trot, at the top of the arena, stop
4. 360 degree turn to the left
5. Left lead 1/2 circle, lope to the center
6. Change leads (simple or flying)
7. Right lead 1/2 circle
8. Extended lope up the long side of arena (right lead)
9. Collect back to a lope around the top of the arena and back to center
10. Break down to an extended trot
11. Walk over poles.
12. Stop and back

Walk	-----
Jog	- - - - -
Extended Jog	- - - - -
Lope	
Lead Change	///
Back	← ⊞ ⊞ ⊞ ⊞ ⊞
Marker	⊞

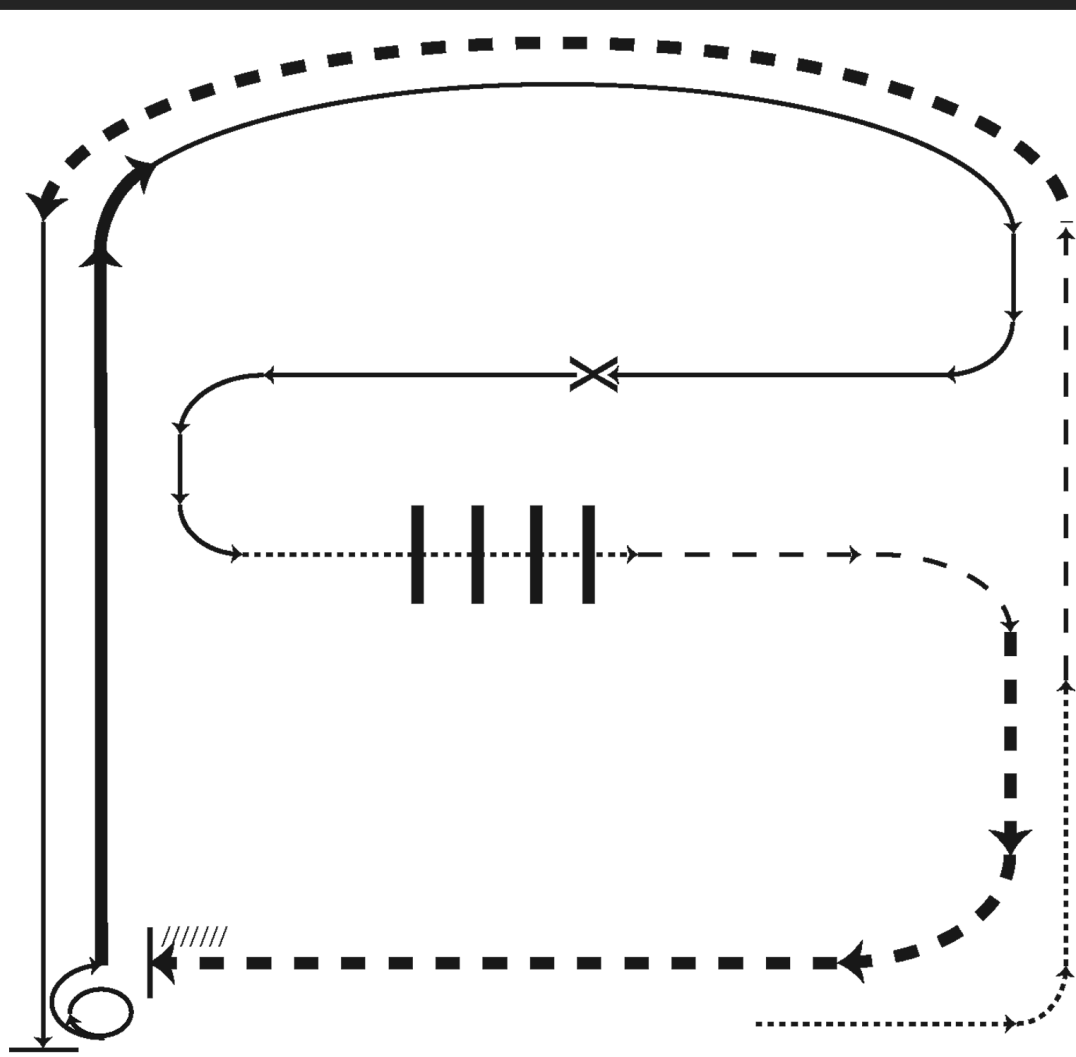
[RR/1]

Pattern Provided by:
Johanna Vorraber

Rawhide Cup 2022

AQHA Ranch Riding (Youth)

Show Date: 21. May to 22. May 2022



- X Lead Change
- Walk
- - - Trot
- - - Ext Trot
- ==== Lope
- ==== Ext Lope
- /////// Back

1. Walk
2. Trot
3. Extended trot
4. Left lead lope
5. Stop, 1 1/2 turn right
6. Extended lope
7. Collect to working lope-right lead
8. Change leads (simple or flying)
9. Walk
10. Walk over logs
11. Trot
12. Extended trot
13. Stop and back

w w w . H o r s e S h o w P a t t e r n s . c o m

w w w . H o r s e S h o w P a t t e r n s . c o m

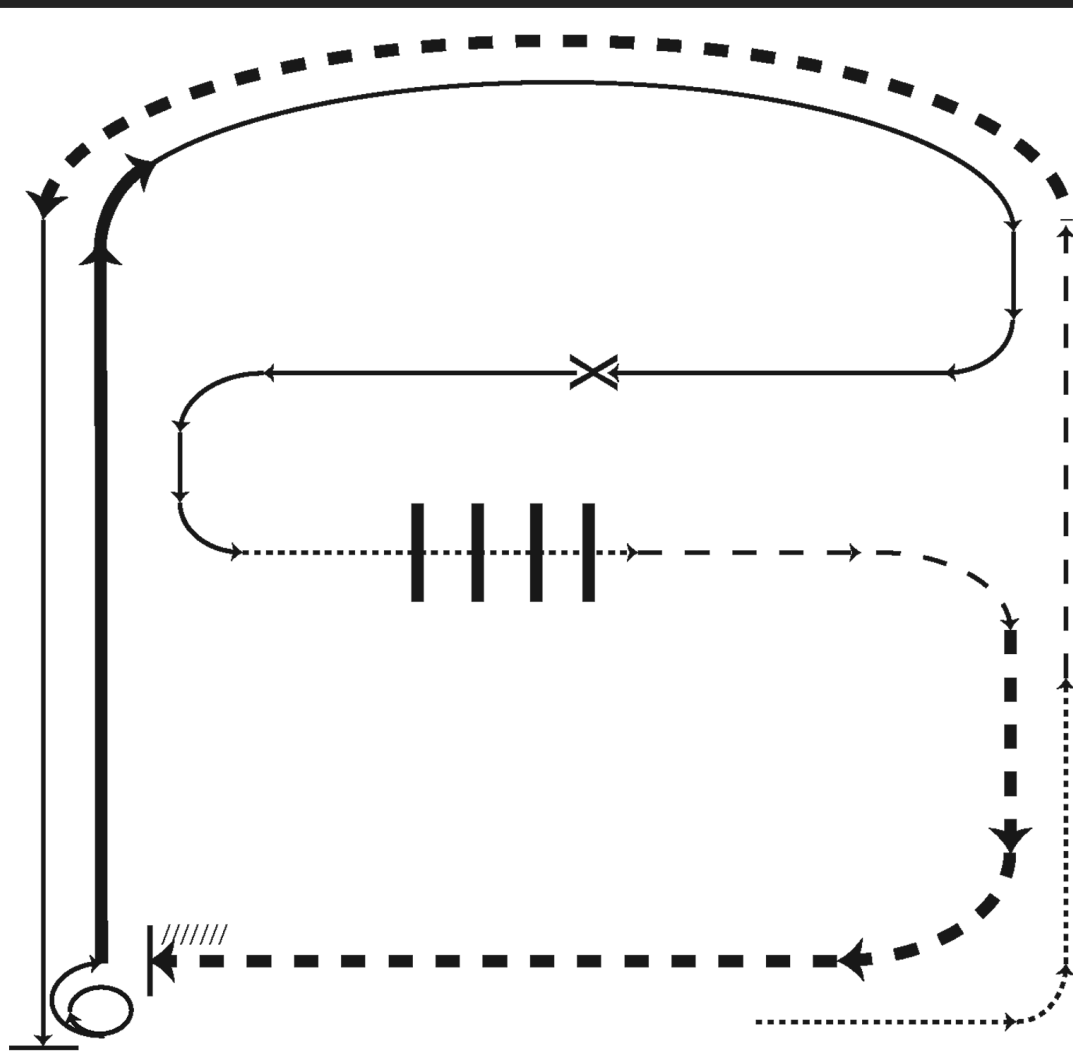
[RR/AQHA-2]

Pattern Provided by:
Johanna Vorraber

Rawhide Cup 2022

AQHA Ranch Riding (Amateur)

Show Date: 21. May to 22. May 2022



- X Lead Change
- Walk
- - - Trot
- - - Ext Trot
- — — Lope
- — — Ext Lope
- /////// Back

1. Walk
2. Trot
3. Extended trot
4. Left lead lope
5. Stop, 1 1/2 turn right
6. Extended lope
7. Collect to working lope-right lead
8. Change leads (simple or flying)
9. Walk
10. Walk over logs
11. Trot
12. Extended trot
13. Stop and back

[RR/AQHA-2]

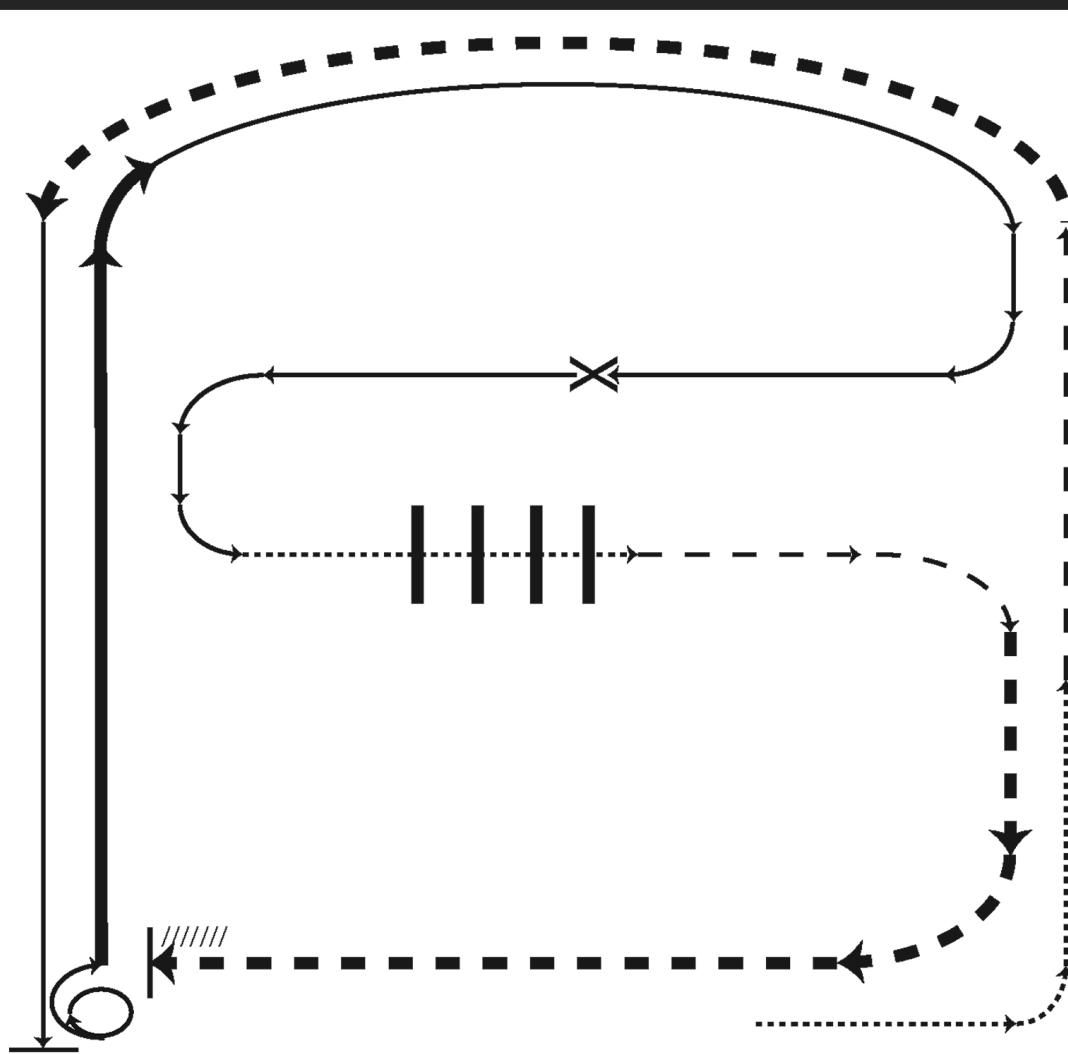
Pattern Provided by:

Johanna Vorraber

Rawhide Cup 2022

AQHA Ranch Riding (Open)

Show Date: 21. May to 22. May 2022



- X Lead Change
- Walk
- - - - - Trot
- - - - - Ext Trot
- ==== Lope
- ==== Ext Lope
- /////// Back

1. Walk
2. Trot
3. Extended trot
4. Left lead lope
5. Stop, 1 1/2 turn right
6. Extended lope
7. Collect to working lope-right lead
8. Change leads (simple or flying)
9. Walk
10. Walk over logs
11. Trot
12. Extended trot
13. Stop and back

[RR/AQHA-2]

Pattern Provided by:

Johanna Vorraber

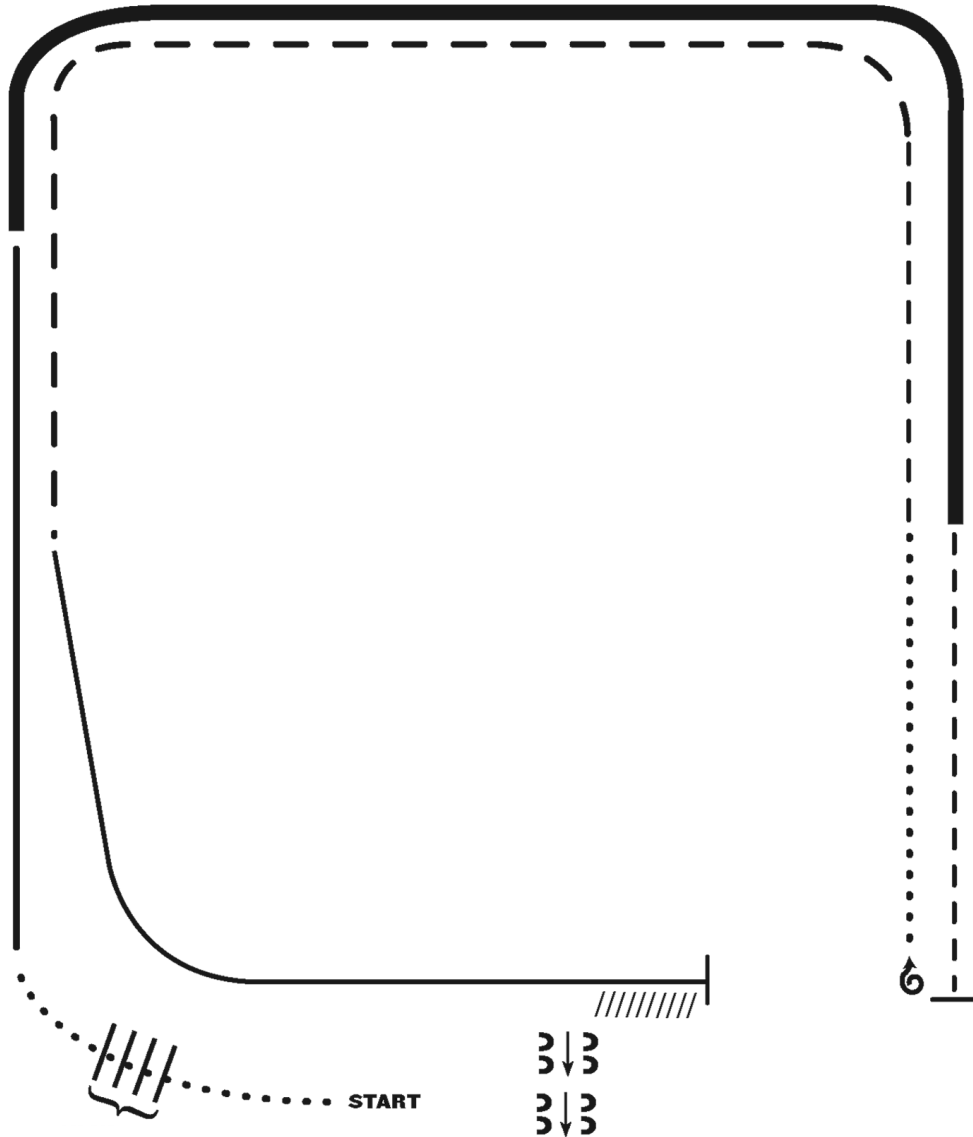
Rawhide Cup 2022

Jackpot Ranch Riding Open

Show Date: 21. May to 22. May 2022

w w w . H o r s e S h o w P a t t e r n s . c o m

w w w . H o r s e S h o w P a t t e r n s . c o m



1. Walk
2. Walk over logs
3. Lope right lead
4. Extended lope (right lead)
5. Trot
6. Stop, 1 1/2 turns right
7. Walk
8. Trot
9. Extended trot
10. Lope left lead
11. Stop and Back
12. Side pass right

Note: The drawn description of this pattern is only intended for the general depiction of the pattern. Exhibitors should utilize the arena space to best exhibit their horses.

[RR/AQHA-6]

Pattern Provided by:

Johanna Vorraber

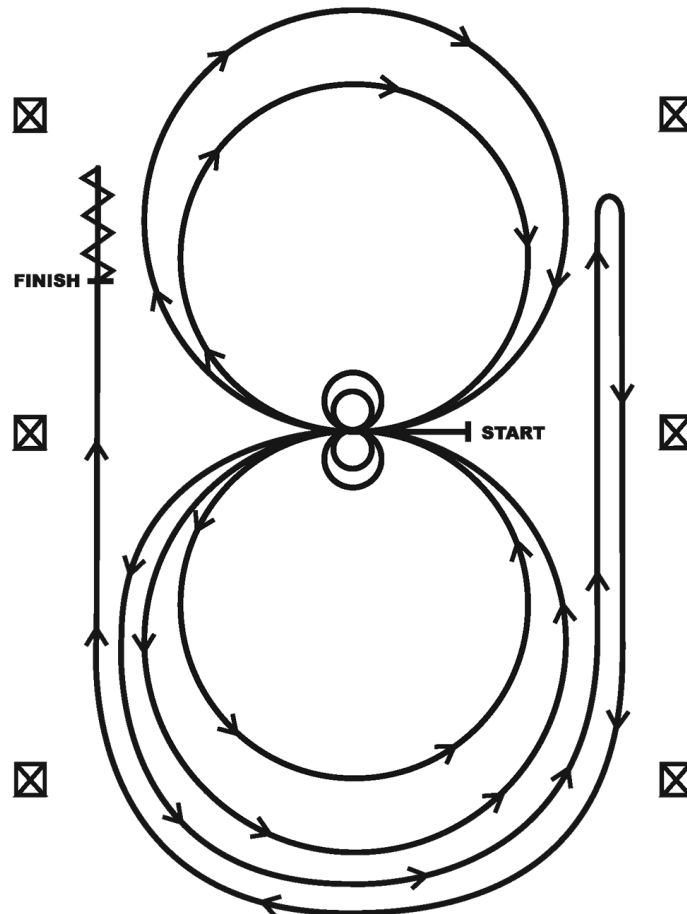
Rawhide Cup 2022

PRAB Reining (Beginners)

Show Date: 21. May to 22. May 2022

REINING PATTERN A

Approved only for Level I Youth & Amateur, Youth I3 & Under



Horses may walk or jog to the center of the arena. Horses must walk or stop prior to starting the pattern. Beginning at the center of the arena facing the left wall or fence.

1. Beginning on the left lead, complete two circles to the left. Stop at the center of the arena. Hesitate.
2. Complete two spins to the left. Hesitate.
3. Beginning on the right lead complete two circles to the right. Stop at the center of the arena. Hesitate.
4. Complete two spins to the right. Hesitate.
5. Beginning on the left lead, go around the end of the arena, run down the right side of the arena past center marker, stop and roll back right.
6. Continue around the end of the arena to run down the left side of the arena past the center marker. Stop. Back up. Hesitate to demonstrate completion of the pattern. See the Judges' Guide for a summary of other allowances made in the Handbook.

[R/AQHAP-A]

Pattern Provided by:

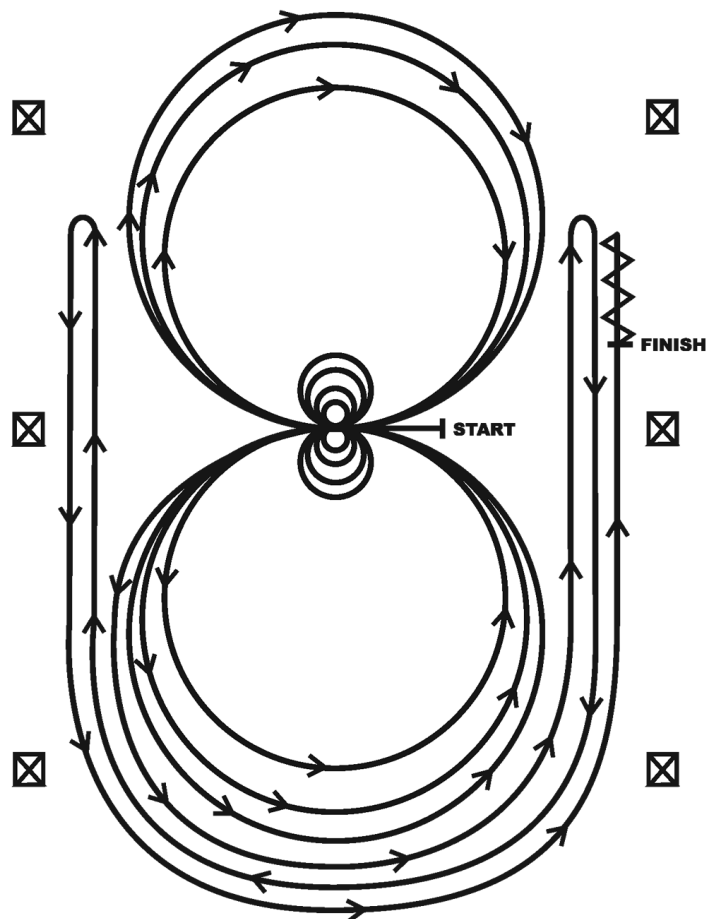
Johanna Vorraber

Rawhide Cup 2022

PRAB Reining (Open)

Show Date: 21. May to 22. May 2022

REINING PATTERN 6



Horses may walk or jog to the center of arena. Horses must walk or stop prior to starting pattern. Beginning at the center of the arena facing the left wall or fence.

1. Complete four spins to the right. Hesitate.
2. Complete four spins to the left. Hesitate.
3. Beginning on the left lead, complete three circles to the left: the first two circles large and fast; the third circle small and slow. Change leads at the center of the arena.
4. Complete three circles to the right: the first two circles large and fast; the third circle small and slow. Change leads at the center of the arena.
5. Begin a large circle to the left but do not close this circle. Run up the right side of the arena past the center marker and do a right rollback at least twenty feet (six meters) from the wall or fence—no hesitation.
6. Continue back around previous circle but do not close this circle. Run up the left side of the arena past the center marker and do a left rollback at least twenty feet (six meters) from the wall or fence—no hesitation.
7. Continue back around previous circle but do not close this circle. Run up the right side of the arena past the center marker and do a sliding stop at least twenty feet (six meters) from the wall or fence. Back up at least ten feet (three meters). Hesitate to demonstrate the completion of the pattern.

[R/AQHAP-6]

Pattern Provided by:

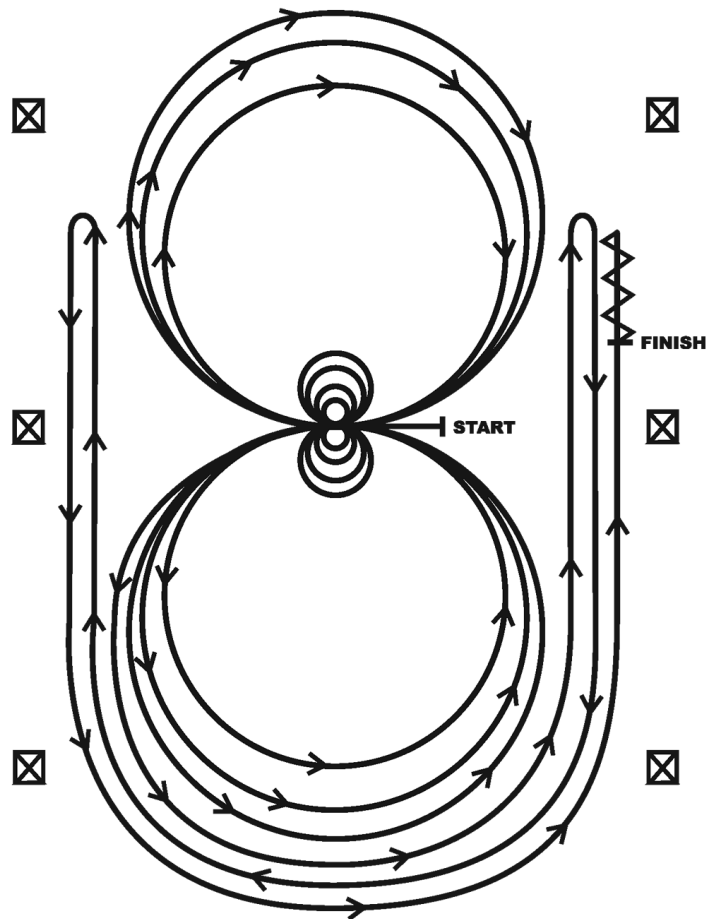
Johanna Vorraber

Rawhide Cup 2022

AQHA Reining (Youth)

Show Date: 21. May to 22. May 2022

REINING PATTERN 6



Horses may walk or jog to the center of arena. Horses must walk or stop prior to starting pattern. Beginning at the center of the arena facing the left wall or fence.

1. Complete four spins to the right. Hesitate.
2. Complete four spins to the left. Hesitate.
3. Beginning on the left lead, complete three circles to the left: the first two circles large and fast; the third circle small and slow. Change leads at the center of the arena.
4. Complete three circles to the right: the first two circles large and fast; the third circle small and slow. Change leads at the center of the arena.
5. Begin a large circle to the left but do not close this circle. Run up the right side of the arena past the center marker and do a right rollback at least twenty feet (six meters) from the wall or fence—no hesitation.
6. Continue back around previous circle but do not close this circle. Run up the left side of the arena past the center marker and do a left rollback at least twenty feet (six meters) from the wall or fence—no hesitation.
7. Continue back around previous circle but do not close this circle. Run up the right side of the arena past the center marker and do a sliding stop at least twenty feet (six meters) from the wall or fence. Back up at least ten feet (three meters). Hesitate to demonstrate the completion of the pattern.

[R/AQHAP-6]

Pattern Provided by:

Johanna Vorraber

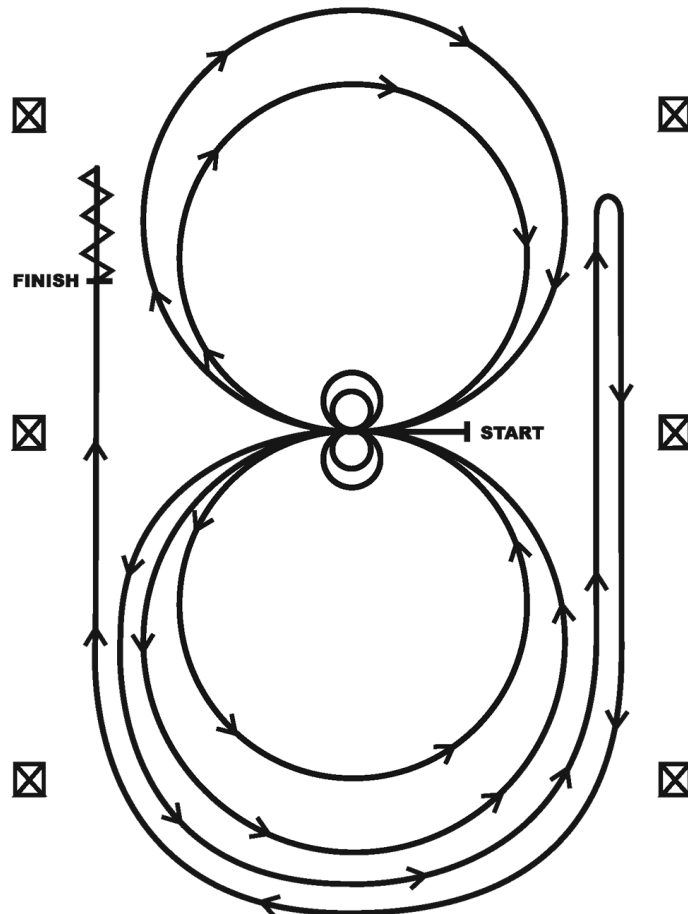
Rawhide Cup 2022

AQHA Reining (L1 Amateur)

Show Date: 21. May to 22. May 2022

REINING PATTERN A

Approved only for Level I Youth & Amateur, Youth I3 & Under



Horses may walk or jog to the center of the arena. Horses must walk or stop prior to starting the pattern. Beginning at the center of the arena facing the left wall or fence.

1. Beginning on the left lead, complete two circles to the left. Stop at the center of the arena. Hesitate.
2. Complete two spins to the left. Hesitate.
3. Beginning on the right lead complete two circles to the right. Stop at the center of the arena. Hesitate.
4. Complete two spins to the right. Hesitate.
5. Beginning on the left lead, go around the end of the arena, run down the right side of the arena past center marker, stop and roll back right.
6. Continue around the end of the arena to run down the left side of the arena past the center marker. Stop. Back up. Hesitate to demonstrate completion of the pattern. See the Judges' Guide for a summary of other allowances made in the Handbook.

[R/AQHAP-A]

Pattern Provided by:

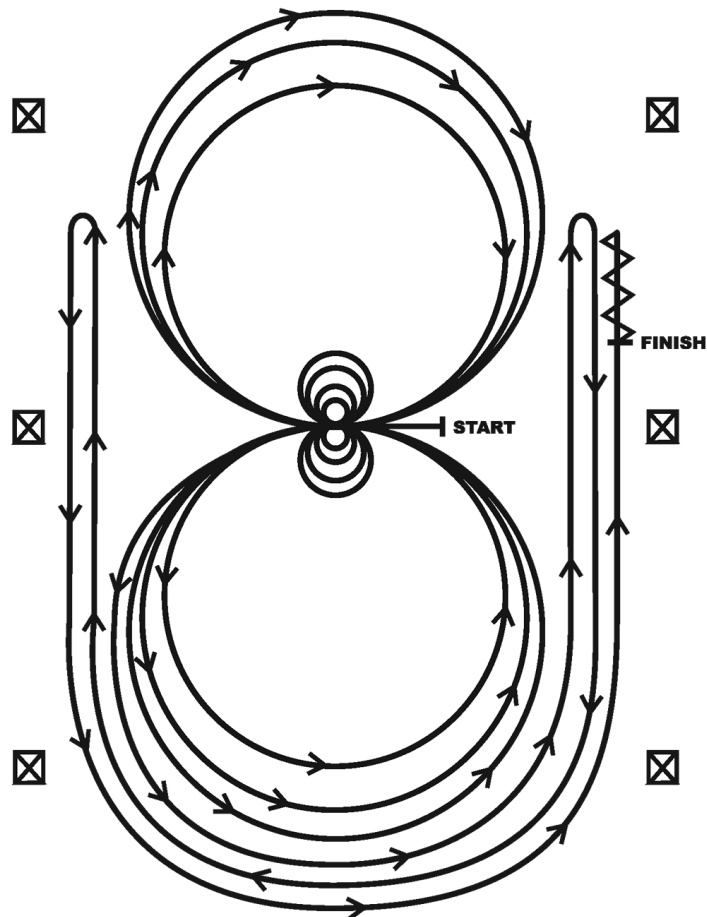
Johanna Vorraber

Rawhide Cup 2022

AQHA Reining (Amateur)

Show Date: 21. May to 22. May 2022

REINING PATTERN 6



Horses may walk or jog to the center of arena. Horses must walk or stop prior to starting pattern. Beginning at the center of the arena facing the left wall or fence.

1. Complete four spins to the right. Hesitate.
2. Complete four spins to the left. Hesitate.
3. Beginning on the left lead, complete three circles to the left: the first two circles large and fast; the third circle small and slow. Change leads at the center of the arena.
4. Complete three circles to the right: the first two circles large and fast; the third circle small and slow. Change leads at the center of the arena.
5. Begin a large circle to the left but do not close this circle. Run up the right side of the arena past the center marker and do a right rollback at least twenty feet (six meters) from the wall or fence—no hesitation.
6. Continue back around previous circle but do not close this circle. Run up the left side of the arena past the center marker and do a left rollback at least twenty feet (six meters) from the wall or fence—no hesitation.
7. Continue back around previous circle but do not close this circle. Run up the right side of the arena past the center marker and do a sliding stop at least twenty feet (six meters) from the wall or fence. Back up at least ten feet (three meters). Hesitate to demonstrate the completion of the pattern.

[R/AQHAP-6]

Pattern Provided by:

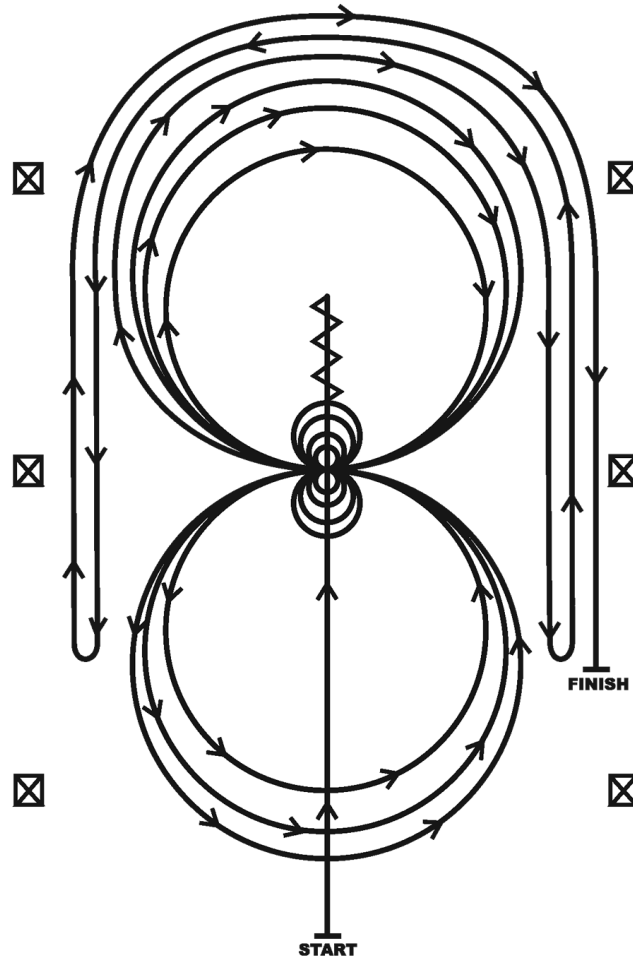
Johanna Vorraber

Rawhide Cup 2022

AQHA Reining (Open)

Show Date: 21. May to 22. May 2022

REINING PATTERN 10



1. Run past the center marker and do a sliding stop. Back up to the center of the arena or at least ten feet (three meters). Hesitate.
2. Complete four spins to the right. Hesitate.
3. Complete four and one-quarter spins to the left so that the horse is facing the left wall or fence. Hesitate.
4. Beginning on the right lead, complete three circles to the right: the first two circles large and fast, the third circle small and slow. Change leads at the center of the arena.
5. Complete three circles to the left: the first circle small and slow, the next two circles large and fast. Change leads at the center of the arena.
6. Begin a large circle to the right but do not close this circle. Run down the right side of the arena past the center marker and do a left rollback at least twenty feet (six meters) from the wall or fence—no hesitation.
7. Continue back around the previous circle but do not close this circle. Run down the left side of the arena past the center and do a right rollback at least twenty feet (six meters) from the wall or fence—no hesitation.
8. Continue back around previous circle but do not close this circle. Run down the right side of the arena past the center marker and do a sliding stop at least twenty feet (six meters) from the wall or fence. Hesitate to demonstrate completion of the pattern.

[R/AQHAP-10]

Pattern Provided by:

Johanna Vorraber

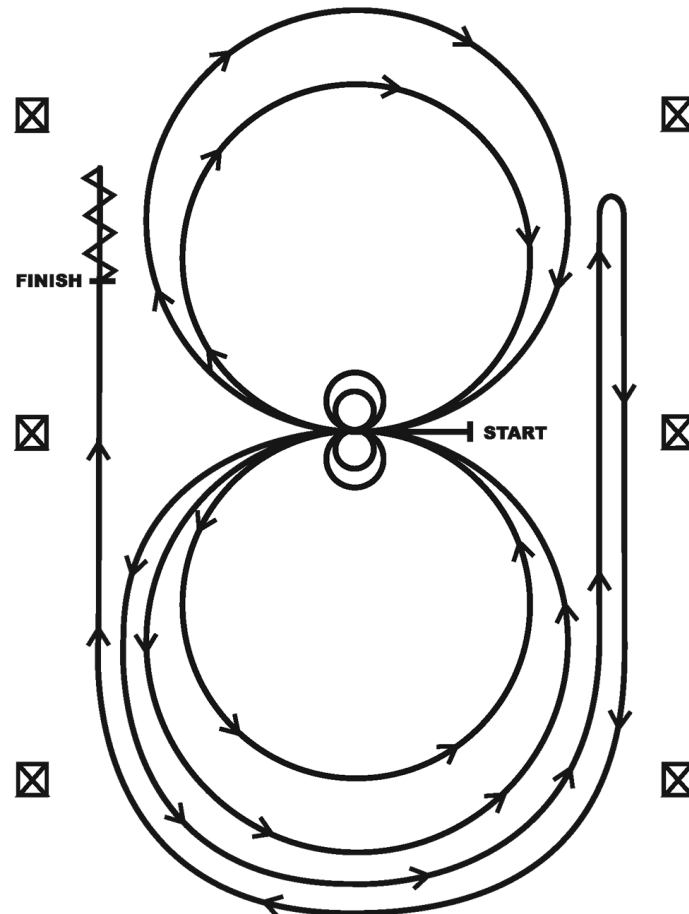
Rawhide Cup 2022

AQHA Reining (L1 Youth)

Show Date: 21. May to 22. May 2022

REINING PATTERN A

Approved only for Level I Youth & Amateur, Youth I3 & Under



Horses may walk or jog to the center of the arena. Horses must walk or stop prior to starting the pattern. Beginning at the center of the arena facing the left wall or fence.

1. Beginning on the left lead, complete two circles to the left. Stop at the center of the arena. Hesitate.
2. Complete two spins to the left. Hesitate.
3. Beginning on the right lead complete two circles to the right. Stop at the center of the arena. Hesitate.
4. Complete two spins to the right. Hesitate.
5. Beginning on the left lead, go around the end of the arena, run down the right side of the arena past center marker, stop and roll back right.
6. Continue around the end of the arena to run down the left side of the arena past the center marker. Stop. Back up. Hesitate to demonstrate completion of the pattern. See the Judges' Guide for a summary of other allowances made in the Handbook.

[R/AQHAP-A]

Pattern Provided by:

Johanna Vorraber

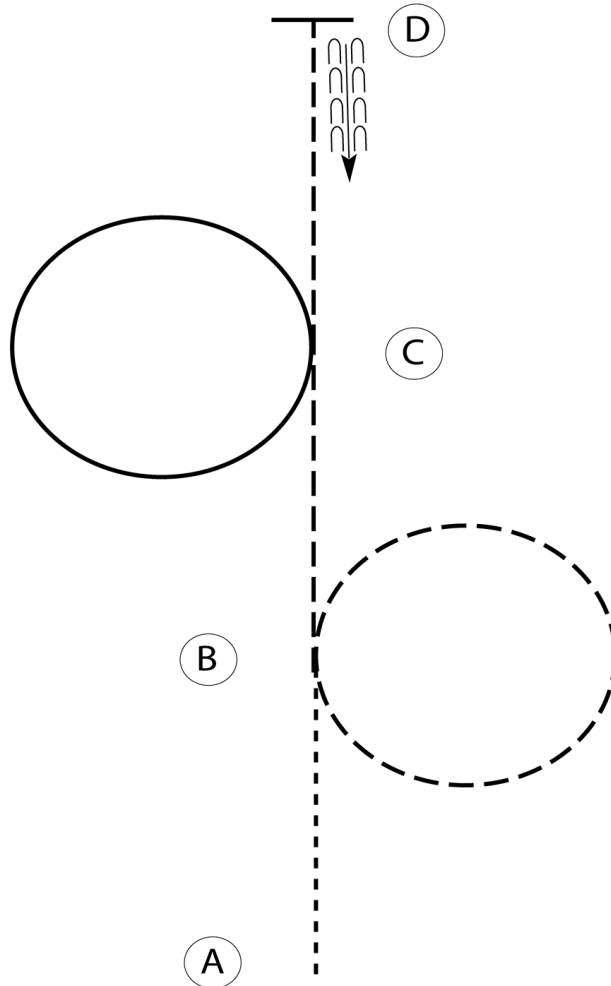
Rawhide Cup 2022

AQHA Hunt Seat Equitation (L1 Youth)

Show Date: 21. May to 22. May 2022

w w w . H o r s e S h o w P a t t e r n s . c o m

w w w . H o r s e S h o w P a t t e r n s . c o m



Be ready at A.

1. Walk from A to B.
2. At B, posting trot circle to the right on proper diagonal.
3. Continue posting trot to C.
4. At C, canter a circle to the left on the left lead.
5. After returning to C, break to a sitting trot from C to D.
6. At D, stop and back approximately one horse length.

Follow the instructions of your ring steward.

Walk	-----
Trot	- - - - -
Extended Trot	-----
Canter	—————
Leg Yield	
Lead Change	↙ ↘
Back	← ← ← ← ←
Marker	(B)
Sidepass	← — — — — →
Hand Gallop	—————

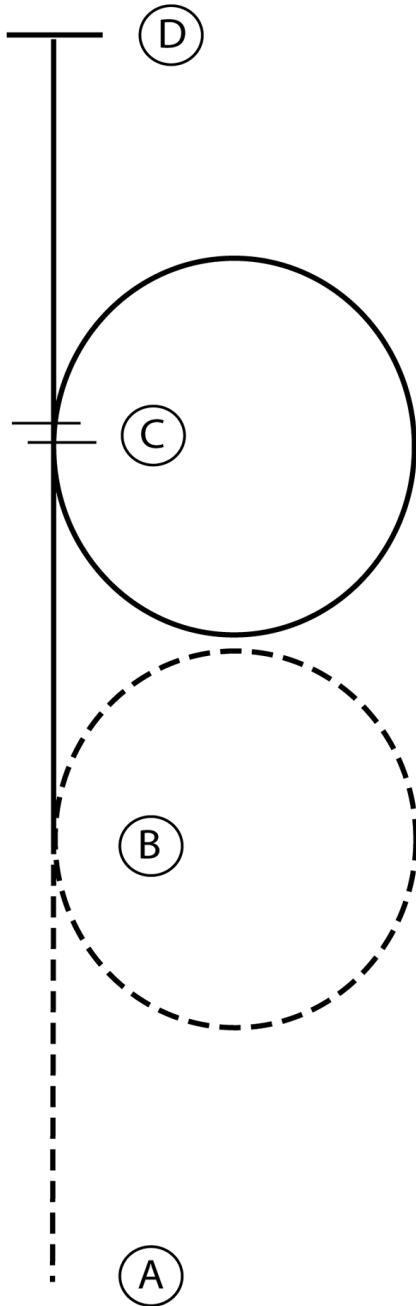
[HSE/1-29]

Pattern Provided by:
Johanna Vorraber

Rawhide Cup 2022

AQHA Hunt Seat Equitation (Youth)

Show Date: 21. May to 22. May 2022



1. Sitting trot A to B
2. At B posting trot circle to the right around B on the left diagonal
3. At B canter on the right lead to and in a circle around C
4. At C perform a simple lead change and continue to D
5. Stop at D

Walk
Trot	- - - - -
Extended Trot	- - - - -
Canter	—————
Leg Yield	
Lead Change	↘ ↙
Back	←←←←← ←←←←←
Marker	⊙
Sidepass	← - - - - →

[HSE/2-17]

Pattern Provided by:

Johanna Vorraber

w w w . H o r s e S h o w P a t t e r n s . c o m

w w w . H o r s e S h o w P a t t e r n s . c o m

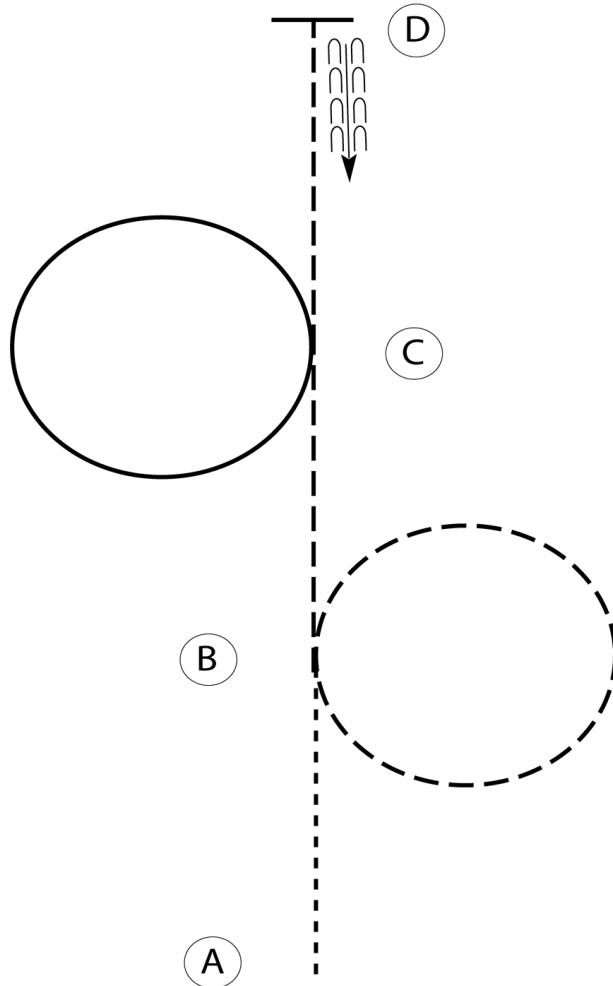
Rawhide Cup 2022

AQHA Hunt Seat Equitation (L1 Amateur)

Show Date: 21. May to 22. May 2022

www.HorseShowPatterns.com

www.HorseShowPatterns.com



Be ready at A.

1. Walk from A to B.
2. At B, posting trot circle to the right on proper diagonal.
3. Continue posting trot to C.
4. At C, canter a circle to the left on the left lead.
5. After returning to C, break to a sitting trot from C to D.
6. At D, stop and back approximately one horse length.

Follow the instructions of your ring steward.

Walk	-----
Trot	- - - - -
Extended Trot	-----
Canter	—————
Leg Yield	
Lead Change	↙ ↘
Back	← ← ← ← ←
Marker	⊙
Sidepass	← — — — — →
Hand Gallop	—————

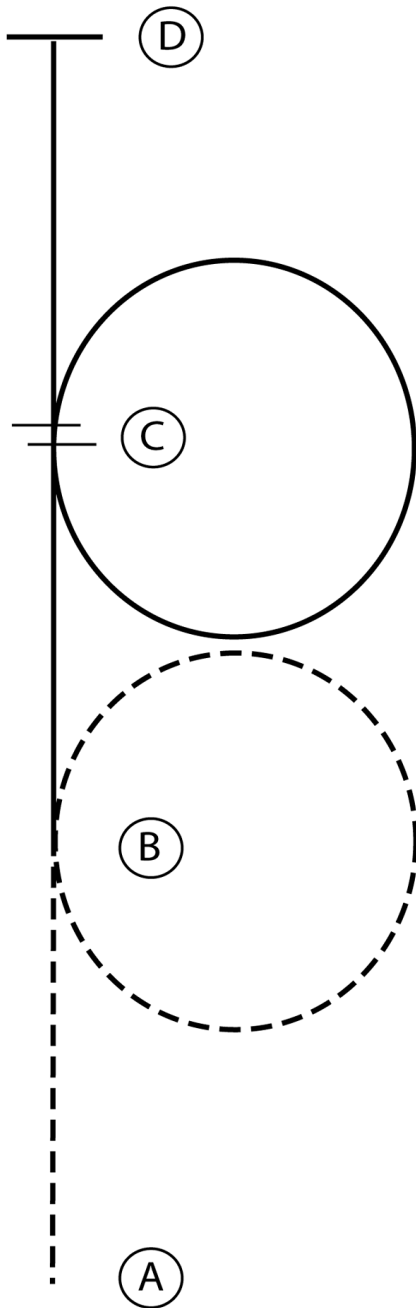
[HSE/1-29]

Pattern Provided by:
Johanna Vorraber

Rawhide Cup 2022

AQHA Hunt Seat Equitation (Amateur)

Show Date: 21. May to 22. May 2022



1. Sitting trot A to B
2. At B posting trot circle to the right around B on the left diagonal
3. At B canter on the right lead to and in a circle around C
4. At C perform a simple lead change and continue to D
5. Stop at D

Walk
Trot	- - - - -
Extended Trot	- - - - -
Canter	—————
Leg Yield	
Lead Change	↘
Back	←←←←←
Marker	⊙
Sidepass	←- - - ->

[HSE/2-17]

Pattern Provided by:

Johanna Vorraber

w w w . H o r s e S h o w P a t t e r n s . c o m

w w w . H o r s e S h o w P a t t e r n s . c o m

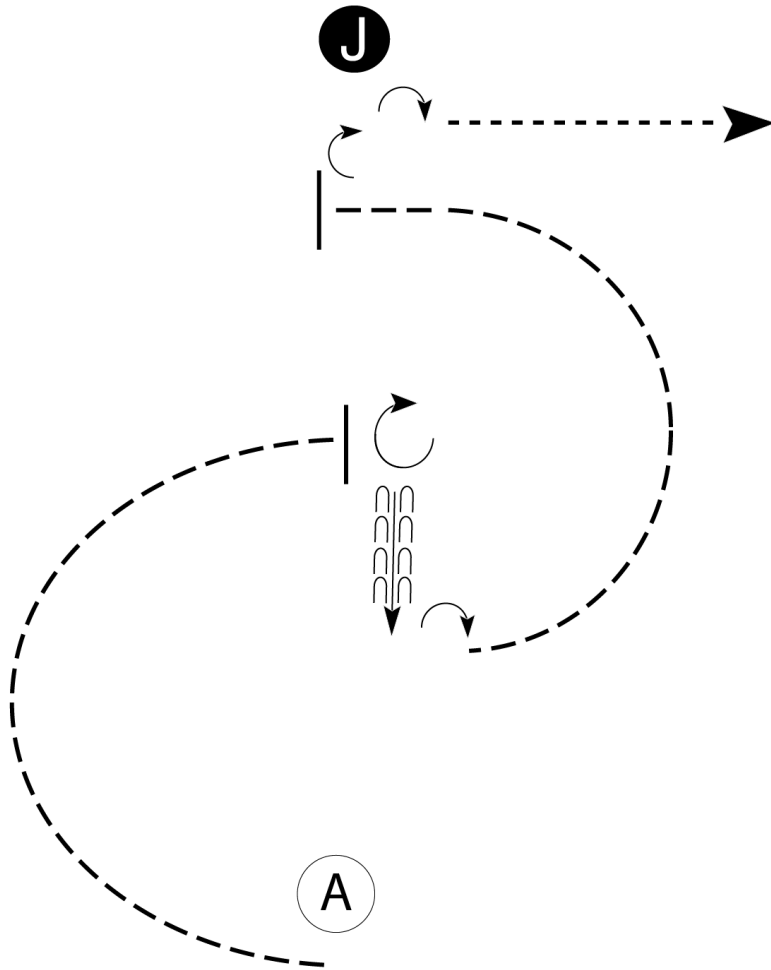
Rawhide Cup 2022

PRAB Showmanship at Halter (Beginners)

Show Date: 21. May to 22. May 2022

www.HorseShowPatterns.com

www.HorseShowPatterns.com



Be ready at A.

1. Trot a half circle to center of pattern.
2. Stop and perform a 3/4 turn.
3. Back one horse length.
4. Perform a 1/4 turn.
5. Trot a half circle.
6. Perform a 1/4 turn and set up for inspection.
7. When dismissed, perform a 1/4 turn.
8. Walk to exit.

Follow the instructions of your ring steward.

Walk	-----
Trot	- - - - -
Back	←
Marker	ⓑ
Judge	ⓙ

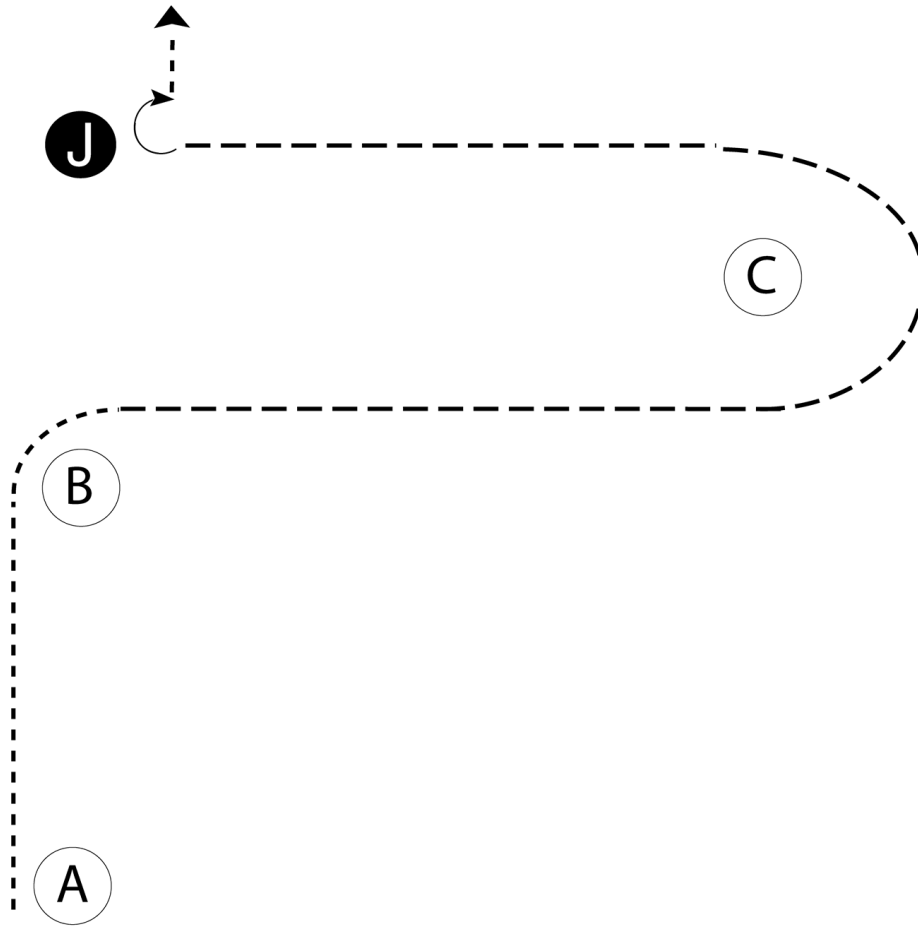
[S/1-86]

Pattern Provided by:
Johanna Vorraber

Rawhide Cup 2022

PRAB Showmanship at Halter (Novice Youth)

Show Date: 21. May to 22. May 2022



Be ready at A.

1. Walk to and around B.
2. Trot from B, around C and to judge.
3. Stop and set up for inspection.
4. When dismissed, perform a 1/4 turn.
5. Walk to exit.

Follow the instructions of your ring steward.

Walk	-----
Trot	- - - - -
Back	←
Marker	ⓑ
Judge	ⓐ

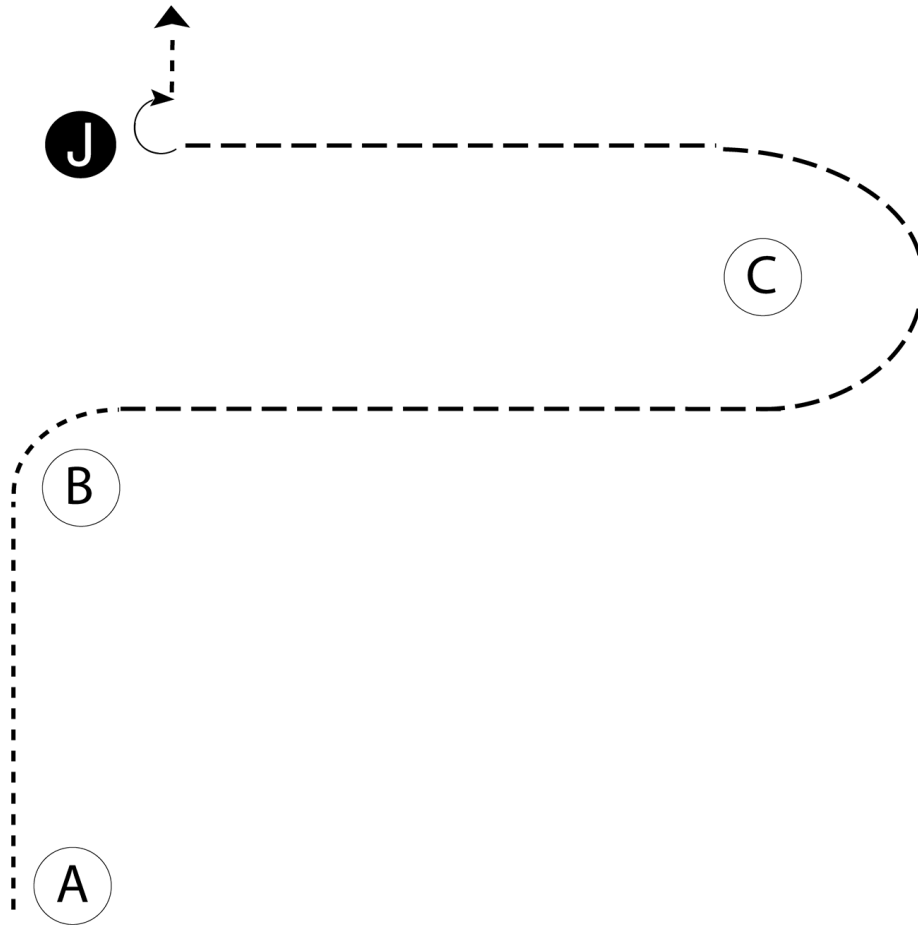
[S/1-36]

Pattern Provided by:
Johanna Vorraber

Rawhide Cup 2022

PRAB Showmanship at Halter (Novice Amateur)

Show Date: 21. May to 22. May 2022



Be ready at A.

1. Walk to and around B.
2. Trot from B, around C and to judge.
3. Stop and set up for inspection.
4. When dismissed, perform a 1/4 turn.
5. Walk to exit.

Follow the instructions of your ring steward.

Walk	-----
Trot	- - - - -
Back	← ↔ ↔
Marker	ⓑ
Judge	ⓐ

[S/1-36]

Pattern Provided by:
Johanna Vorraber

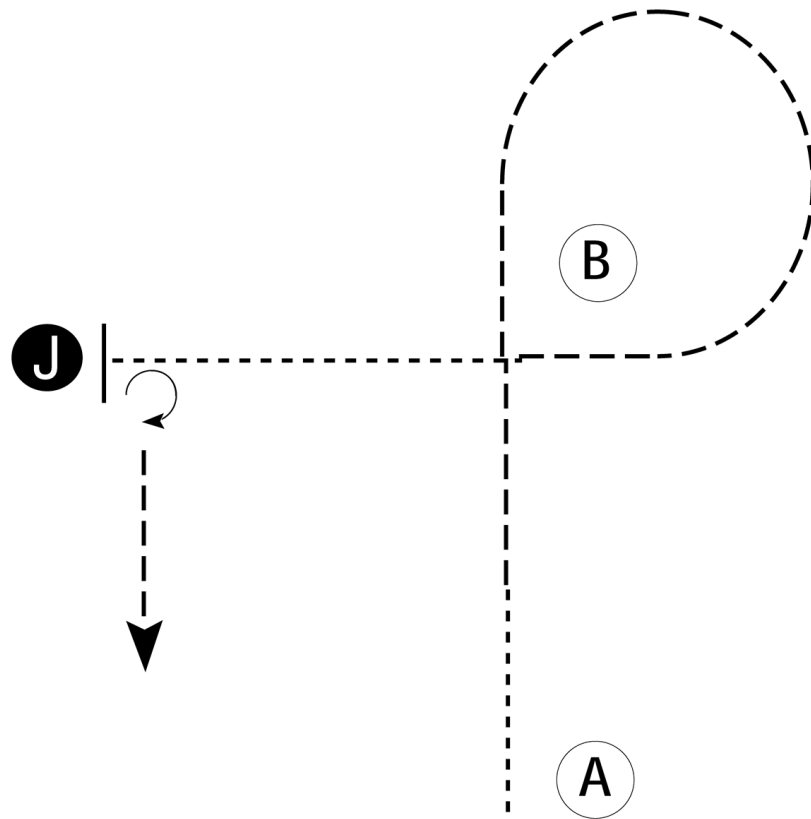
Rawhide Cup 2022

PRAB Showmanship at Halter (Youth)

Show Date: 21. May to 22. May 2022

w w w . H o r s e S h o w P a t t e r n s . c o m

w w w . H o r s e S h o w P a t t e r n s . c o m



Be ready at A.

1. Walk halfway to B.
2. Trot to and around B as shown.
3. When just past B, walk to judge and set up for inspection.
4. When dismissed, perform a 270 degree turn and trot away.

Follow the instructions of your ring steward.

Walk	-----
Trot	- - - - -
Back	←
Marker	(B)
Judge	(J)

[S/1-79]

Pattern Provided by:
Johanna Vorraber

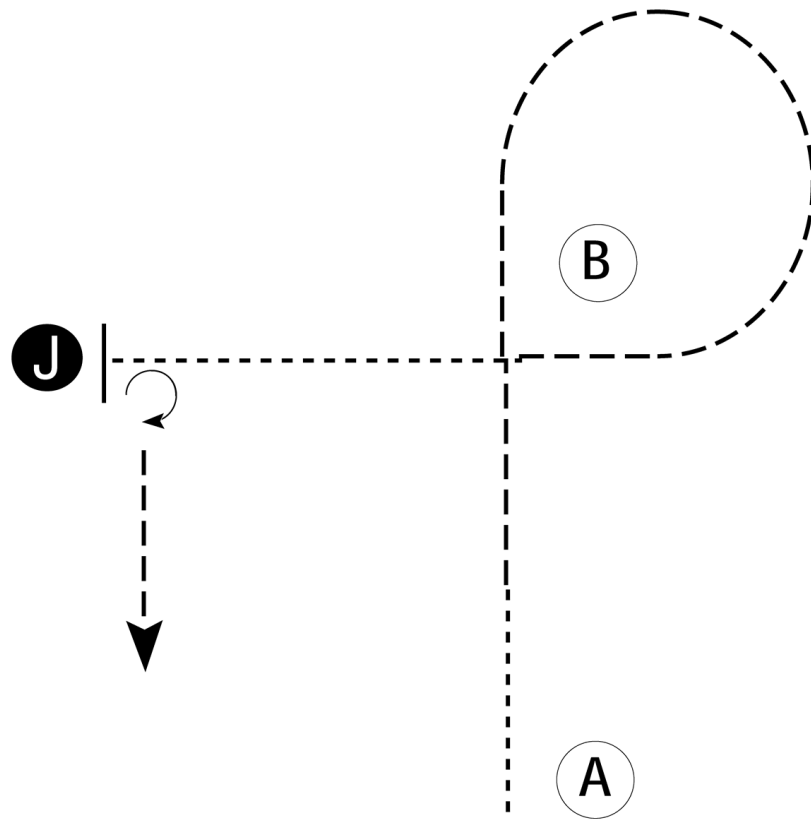
Rawhide Cup 2022

PRAB Showmanship at Halter (Amateur)

Show Date: 21. May to 22. May 2022

w w w . H o r s e S h o w P a t t e r n s . c o m

w w w . H o r s e S h o w P a t t e r n s . c o m



Be ready at A.

1. Walk halfway to B.
2. Trot to and around B as shown.
3. When just past B, walk to judge and set up for inspection.
4. When dismissed, perform a 270 degree turn and trot away.

Follow the instructions of your ring steward.

Walk	-----
Trot	- - - - -
Back	←
Marker	ⓑ
Judge	ⓐ

[S/1-79]

Pattern Provided by:
Johanna Vorraber

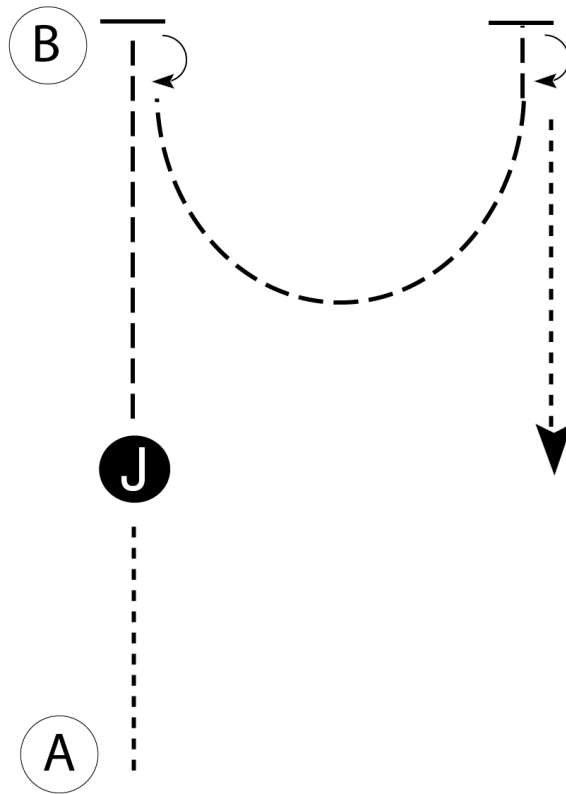
Rawhide Cup 2022

AQHA Showmanship at Halter (L1 Amateur)

Show Date: 21. May to 22. May 2022

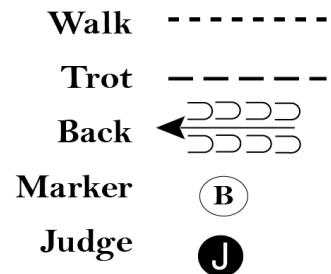
w w w . H o r s e S h o w P a t t e r n s . c o m

w w w . H o r s e S h o w P a t t e r n s . c o m



Be ready at A.

1. When acknowledged, walk to judge. Stop and set up for inspection.
2. Judge will end inspection on horse's left side. When dismissed, trot to B.
3. Stop and perform a 180 degree turn.
4. Trot in a half circle until even with B.
5. Stop and perform a 180 degree turn.
6. Walk straight away to exit.



Follow the instructions of your ring steward.

[S/1-89]

Pattern Provided by:
Johanna Vorraber

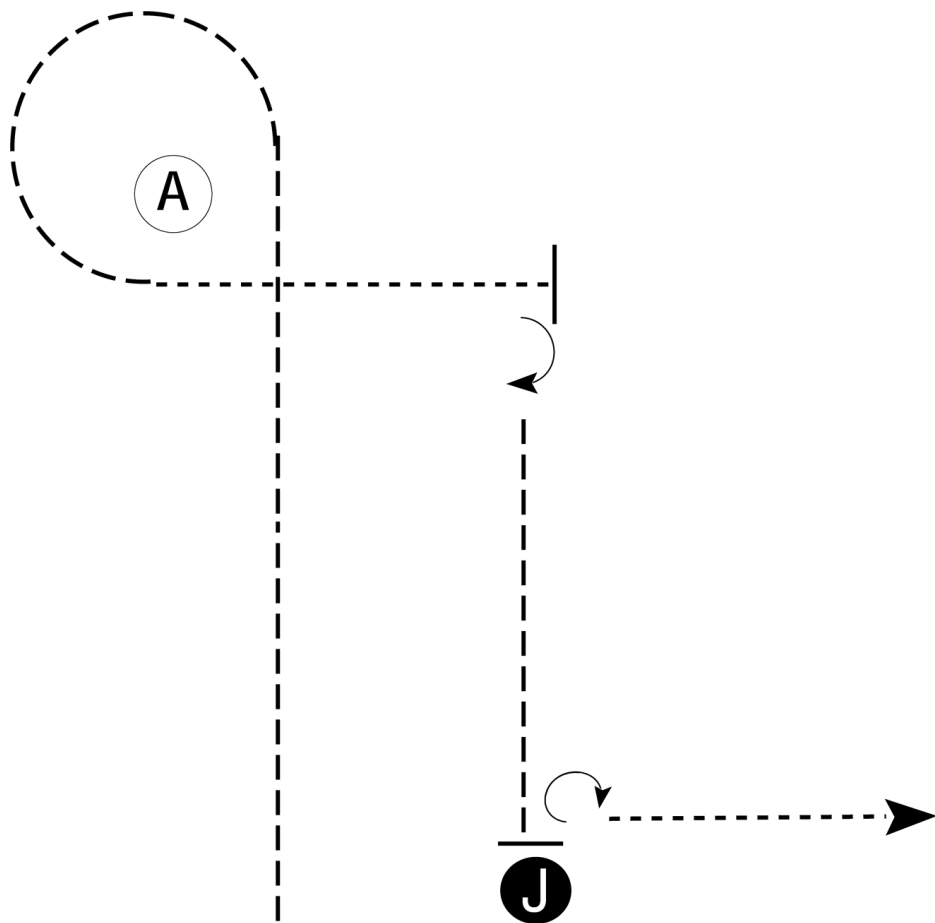
Rawhide Cup 2022

AQHA Showmanship at Halter (Youth)

Show Date: 21. May to 22. May 2022

w w w . H o r s e S h o w P a t t e r n s . c o m

w w w . H o r s e S h o w P a t t e r n s . c o m



Be ready even with judge.

1. Trot to and around A.
2. Walk from A until even with judge.
3. Stop and perform a 90 degree turn.
4. Trot to judge.
5. Stop and set up for inspection.
6. When dismissed, perform a 270 degree turn.
7. Walk straight away from judge.

Follow the instructions of your ring steward.

Walk	-----
Trot	- - - - -
Back	← ⊃ ⊃ ⊃ ⊃
Marker	⊙ B
Judge	● J

[S/1-76]

Pattern Provided by:
Johanna Vorraber

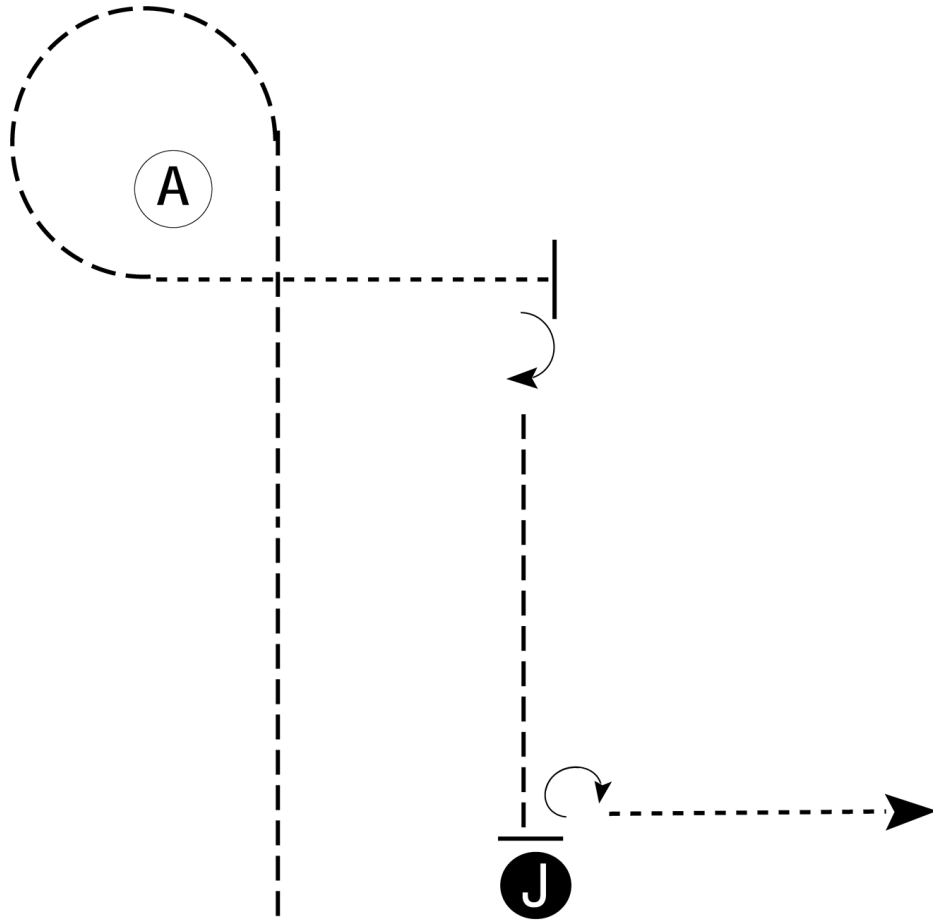
Rawhide Cup 2022

AQHA Showmanship at Halter (Amateur)

Show Date: 21. May to 22. May 2022

w w w . H o r s e S h o w P a t t e r n s . c o m

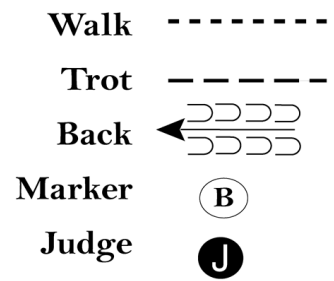
w w w . H o r s e S h o w P a t t e r n s . c o m



Be ready even with judge.

1. Trot to and around A.
2. Walk from A until even with judge.
3. Stop and perform a 90 degree turn.
4. Trot to judge.
5. Stop and set up for inspection.
6. When dismissed, perform a 270 degree turn.
7. Walk straight away from judge.

Follow the instructions of your ring steward.



[S/1-76]

Pattern Provided by:
Johanna Vorraber

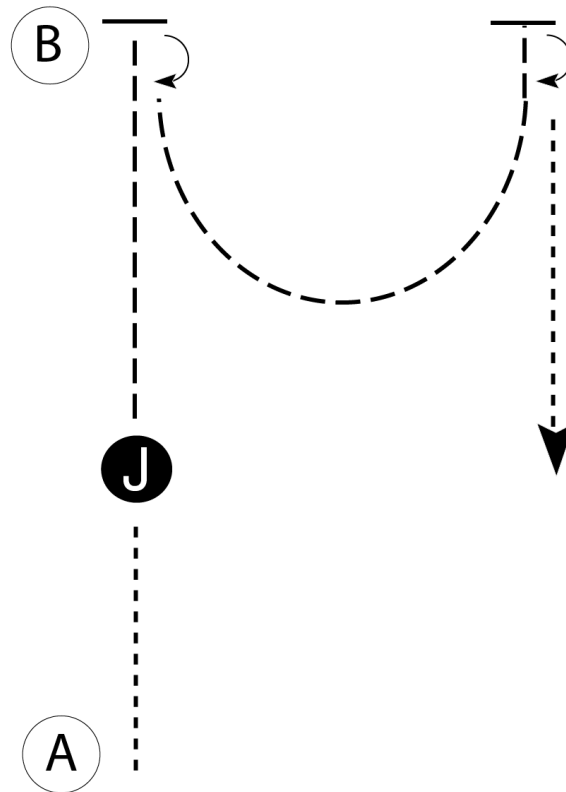
Rawhide Cup 2022

AQHA Showmanship at Halter (L1 Youth)

Show Date: 21. May to 22. May 2022

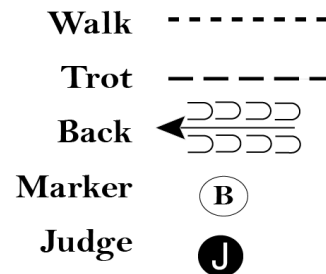
w w w . H o r s e S h o w P a t t e r n s . c o m

w w w . H o r s e S h o w P a t t e r n s . c o m



Be ready at A.

1. When acknowledged, walk to judge. Stop and set up for inspection.
2. Judge will end inspection on horse's left side. When dismissed, trot to B.
3. Stop and perform a 180 degree turn.
4. Trot in a half circle until even with B.
5. Stop and perform a 180 degree turn.
6. Walk straight away to exit.



Follow the instructions of your ring steward.

[S/1-89]

Pattern Provided by:
Johanna Vorraber

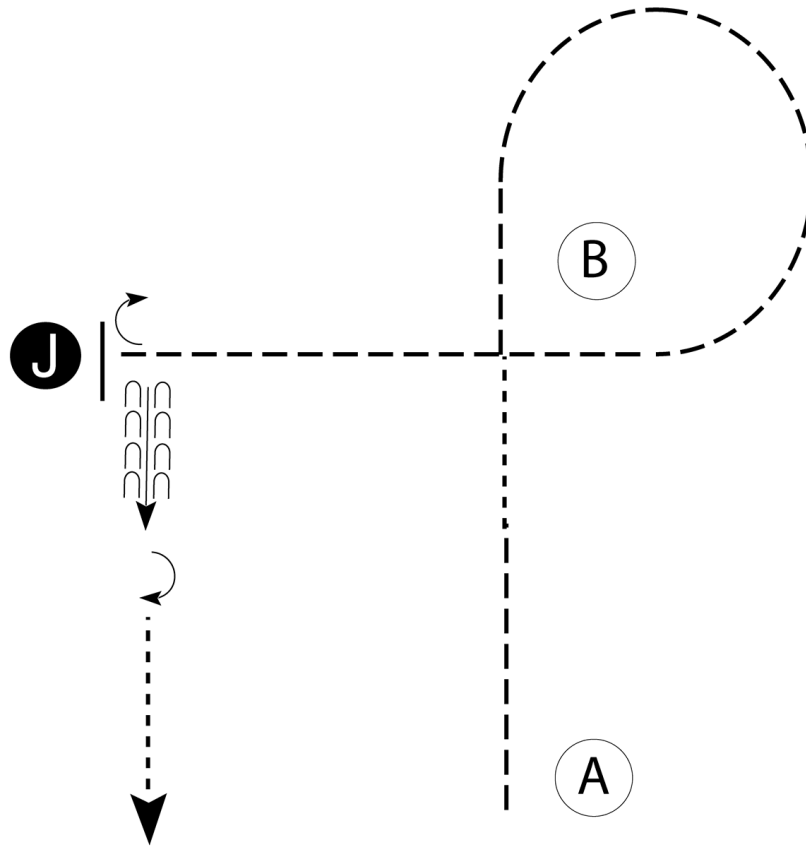
Rawhide Cup 2022

PRAB Showmanship at Halter (Open)

Show Date: 21. May to 22. May 2022

w w w . H o r s e S h o w P a t t e r n s . c o m

w w w . H o r s e S h o w P a t t e r n s . c o m



Be ready at A.

1. Trot halfway to B.
2. Walk two horse lengths.
3. Trot to and around B as shown.
4. Trot to the judge. Stop and set up for inspection.
5. When dismissed, perform a 90 degree turn and back approximately 2 horse lengths.
6. Perform a 180 degree turn and walk straight away.

Follow the instructions of your ring steward.

- Walk - - - - -
- Trot - - - - -
- Back ← - - - - -
- Marker (B)
- Judge (J)

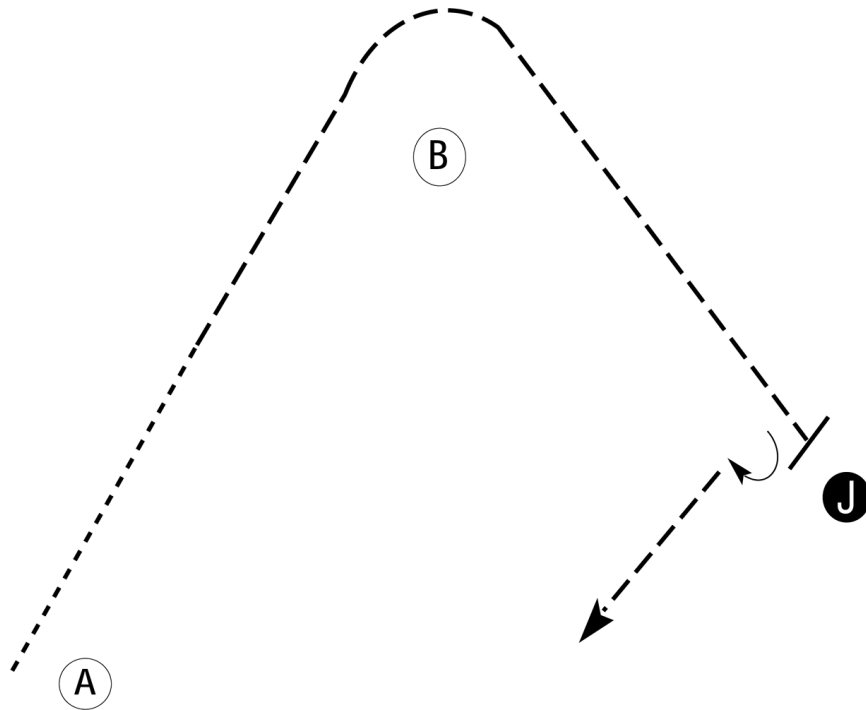
[S/2-78]

Pattern Provided by:
Johanna Vorraber

Rawhide Cup 2022

PRAB Showmanship at Halter (W&J)

Show Date: 21. May to 22. May 2022



Be ready at A.

1. Walk halfway to B.
2. Trot around B to the Judge.
3. Stop and set up for inspection.
4. When dismissed perform a 90 degree turn.
5. Trot straight away from the Judge.

Follow the instructions of your ring steward.

Walk	-----
Trot	- - - - -
Back	←
Marker	ⓑ
Judge	ⓐ

[S/WT-34]

Pattern Provided by:
Johanna Vorraber

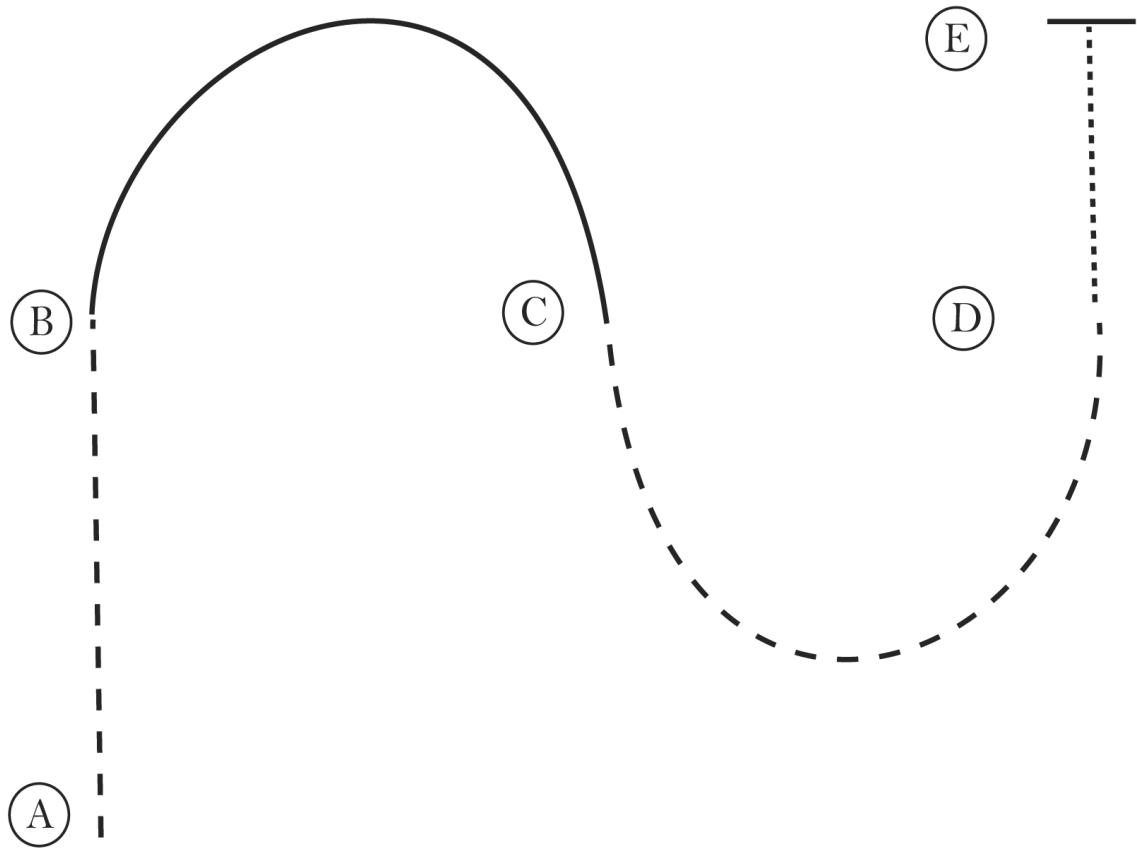
Rawhide Cup 2022

PRAB Western Horsemanship (Beginners)

Show Date: 21. May to 22. May 2022

w w w . H o r s e S h o w P a t t e r n s . c o m

w w w . H o r s e S h o w P a t t e r n s . c o m



1. Jog A to B
2. At B lope on the right lead around C
3. At C jog around D
4. At D walk to E
5. At E stop

Walk
Jog	-----
Extended Jog	-----
Lope	—————
Leg Yield	
Lead Change	↙ ↘
Back	←←←←←
Marker	⊙ (B)
Sidepass	←←←←←

[WH/1-12]

Pattern Provided by:
Johanna Vorraber

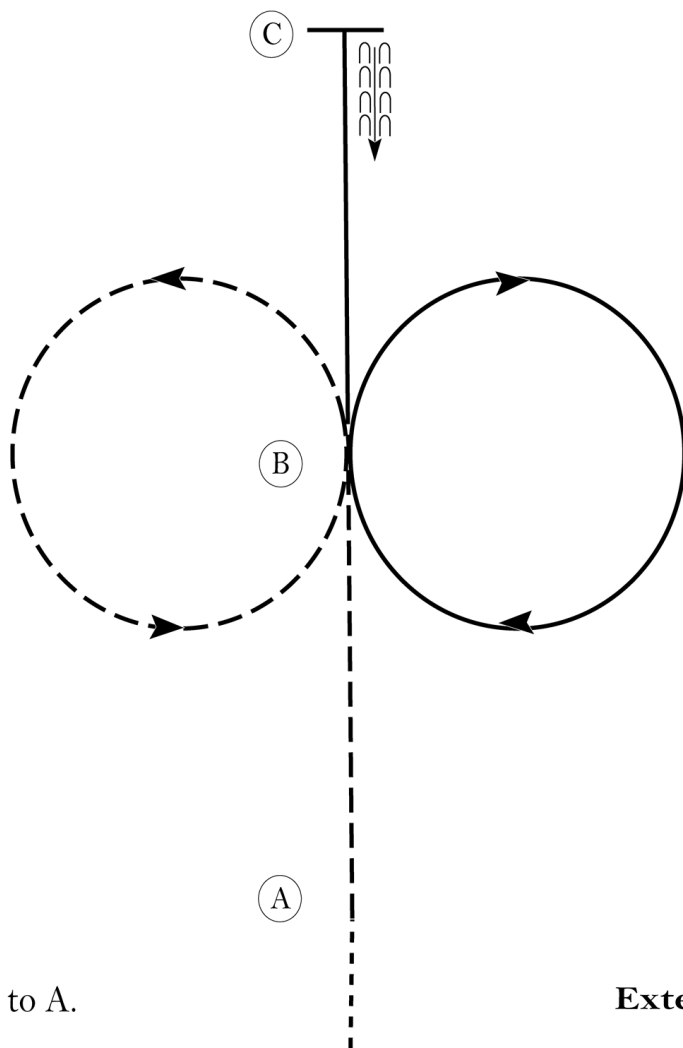
Rawhide Cup 2022

PRAB Western Horsemanship (Novice Youth)

Show Date: 21. May to 22. May 2022

w w w . H o r s e S h o w P a t t e r n s . c o m

w w w . H o r s e S h o w P a t t e r n s . c o m



Be ready prior to A.

1. Walk to A.
2. Jog A to B.
3. At B jog a circle to the left.
4. At B lope a circle to the right on the right lead.
5. Continue the lope to C.
6. Stop at C and back approximately one horse length.

Walk	-----
Jog	- - - - -
Extended Jog	- - - - -
Lope	—————
Leg Yield	
Lead Change	— / —
Back	← — — — — — — — — —
Marker	(B)
Sidepass	← — — — — →

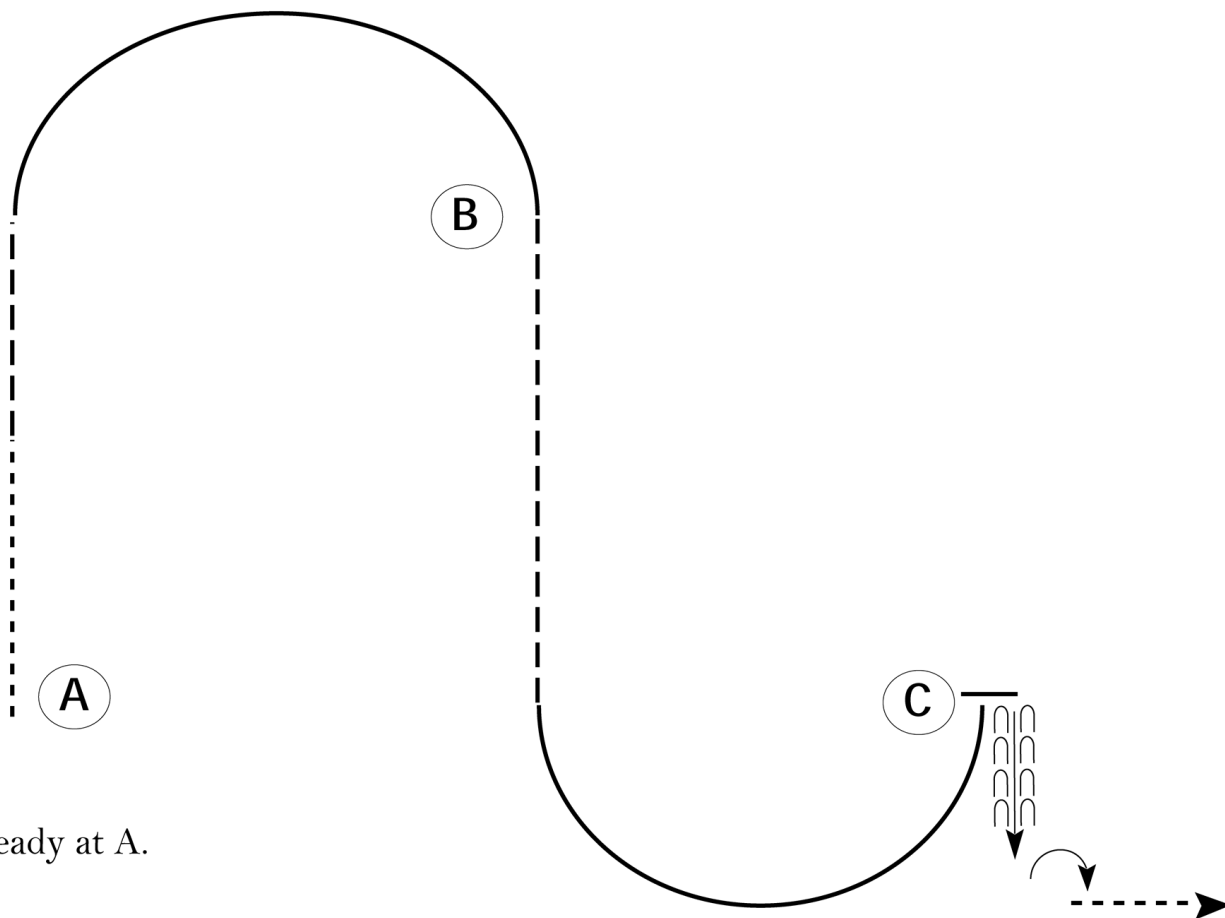
[WH/1-19]

Pattern Provided by:
Johanna Vorraber

Rawhide Cup 2022

AQHA Western Horsemanship (L1 Youth)

Show Date: 21. May to 22. May 2022



Be ready at A.

1. Walk from A to center of pattern.
2. Jog until even with B.
3. Lope a half circle on the right lead to B.
4. Jog from B until even with C.
5. Lope a half circle on the left lead to C.
6. Stop at C and back approximately one horse length.
7. Perform a 1/4 turn right and walk off.

Follow the directions of your ring steward.

Walk	-----
Jog	- - - - -
Extended Jog	— — — —
Lope	—————
Lead Change	
Back	
Marker	Ⓚ

[WH/1-80]

Pattern Provided by:
Johanna Vorraber

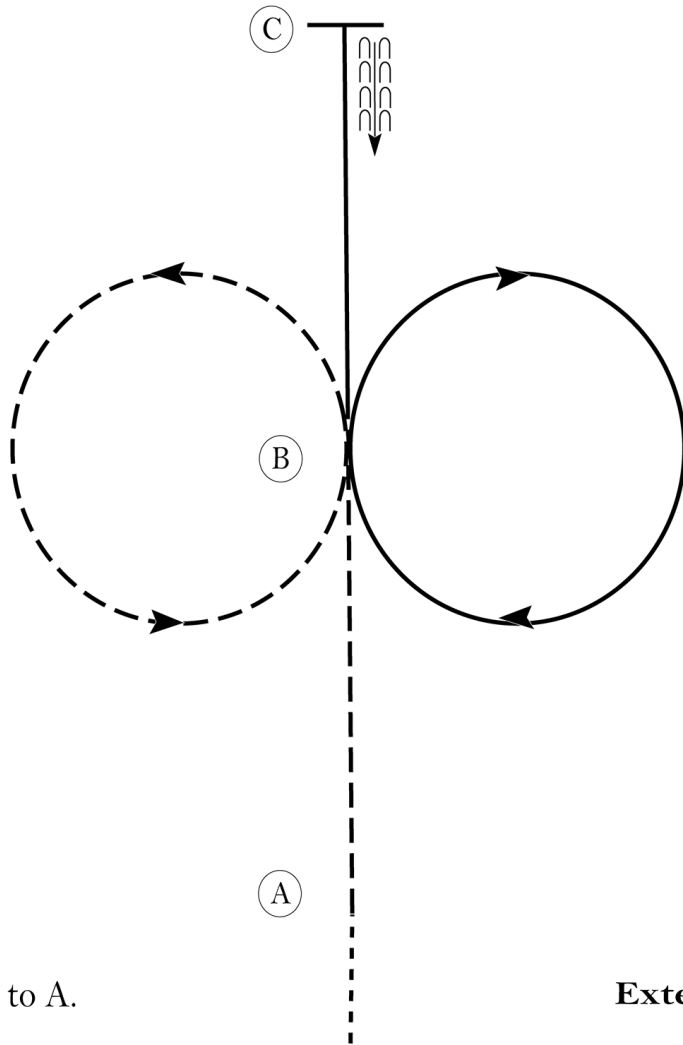
Rawhide Cup 2022

PRAB Western Horsemanship (Novice Amateur)

Show Date: 21. May to 22. May 2022

www.HorseShowPatterns.com

www.HorseShowPatterns.com



Be ready prior to A.

1. Walk to A.
2. Jog A to B.
3. At B jog a circle to the left.
4. At B lope a circle to the right on the right lead.
5. Continue the lope to C.
6. Stop at C and back approximately one horse length.

Walk	-----
Jog	- - - - -
Extended Jog	— — — —
Lope	—————
Leg Yield	
Lead Change	— / —
Back	← ⊂ ⊂ ⊂ ⊂ ⊂
Marker	⊙ B
Sidepass	← — — — — — →

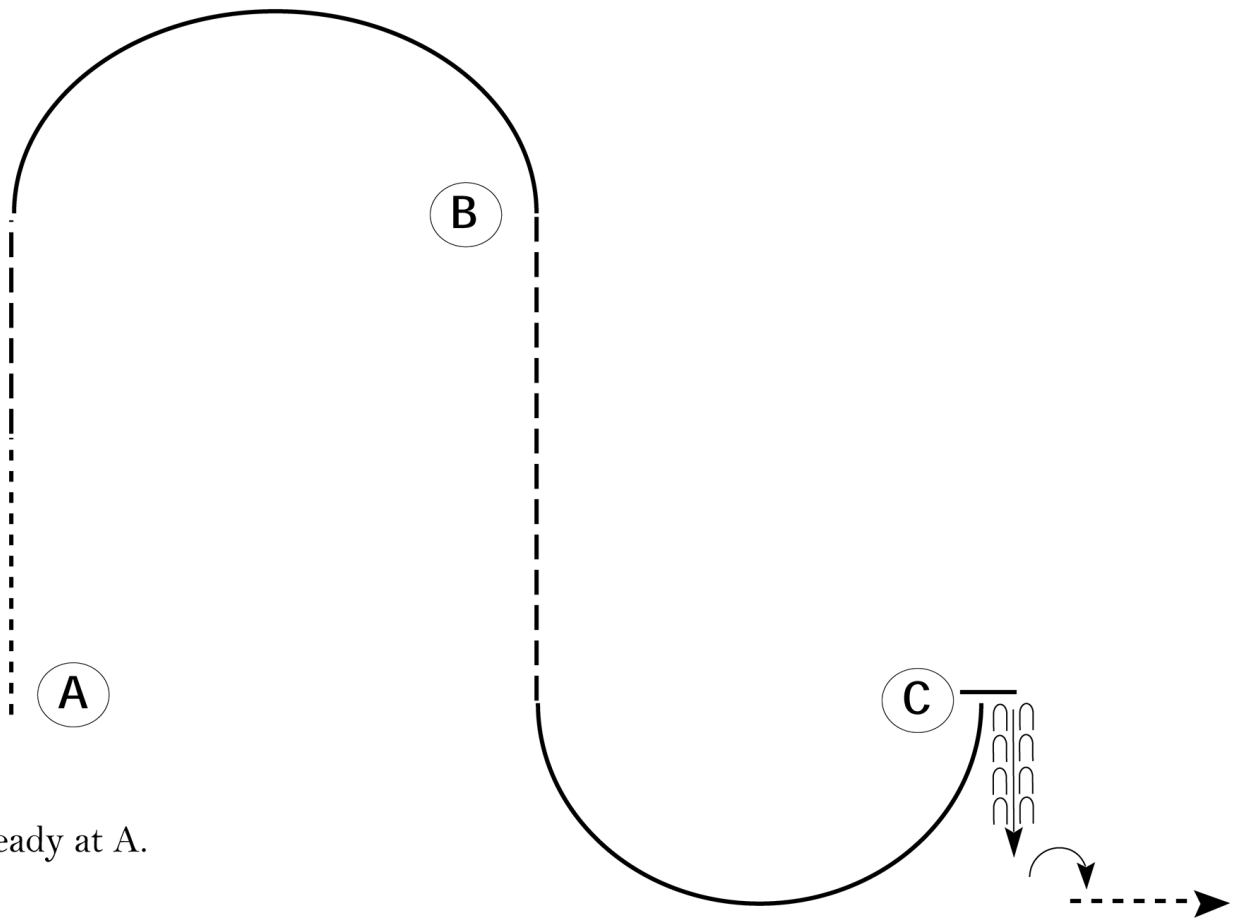
[WH/1-19]

Pattern Provided by:
Johanna Vorraber

Rawhide Cup 2022

AQHA Western Horsemanship (L1 Amateur)

Show Date: 21. May to 22. May 2022



Be ready at A.

1. Walk from A to center of pattern.
2. Jog until even with B.
3. Lope a half circle on the right lead to B.
4. Jog from B until even with C.
5. Lope a half circle on the left lead to C.
6. Stop at C and back approximately one horse length.
7. Perform a 1/4 turn right and walk off.

Follow the directions of your ring steward.

Walk	-----
Jog	- - - - -
Extended Jog	— — — —
Lope	—————
Lead Change	↗ ↘
Back	← [wavy lines]
Marker	⊙ B

[WH/1-80]

Pattern Provided by:

Johanna Vorraber

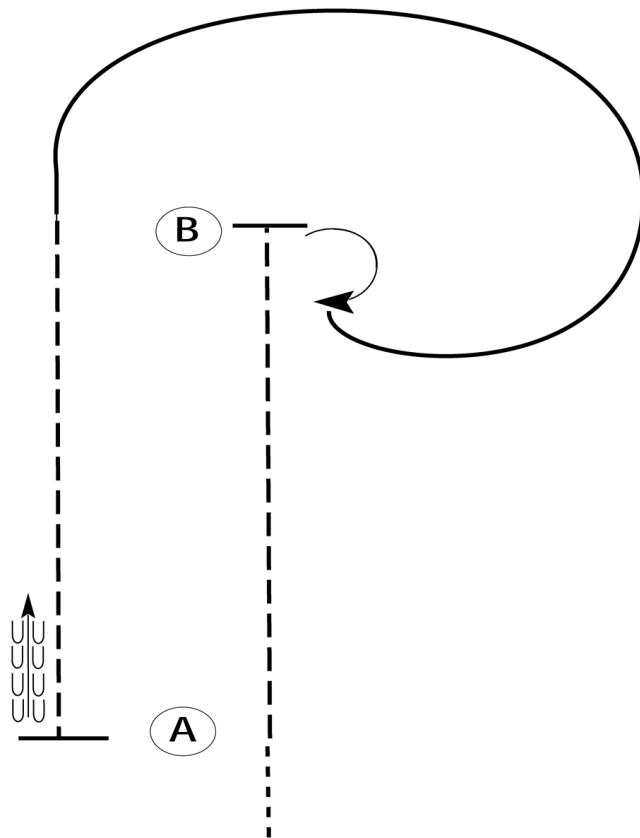
Rawhide Cup 2022

PRAB Western Horsemanship (Youth)

Show Date: 21. May to 22. May 2022

w w w . H o r s e S h o w P a t t e r n s . c o m

w w w . H o r s e S h o w P a t t e r n s . c o m



Be ready before A.

1. Walk to A.
2. Jog to B.
3. Turn 180 degrees to the right.
4. Lope on the left lead back around to B.
5. Jog from B to A.
6. Stop at A and back approximately one horse length.

Follow the instructions of your ring steward.

Walk	-----
Jog	-----
Extended Jog	-----
Lope	—————
Leg Yield	
Lead Change	—/—
Back	← ← ←
Marker	⊙
Sidepass	←-----→

[WH/1-44]

Pattern Provided by:
Johanna Vorraber

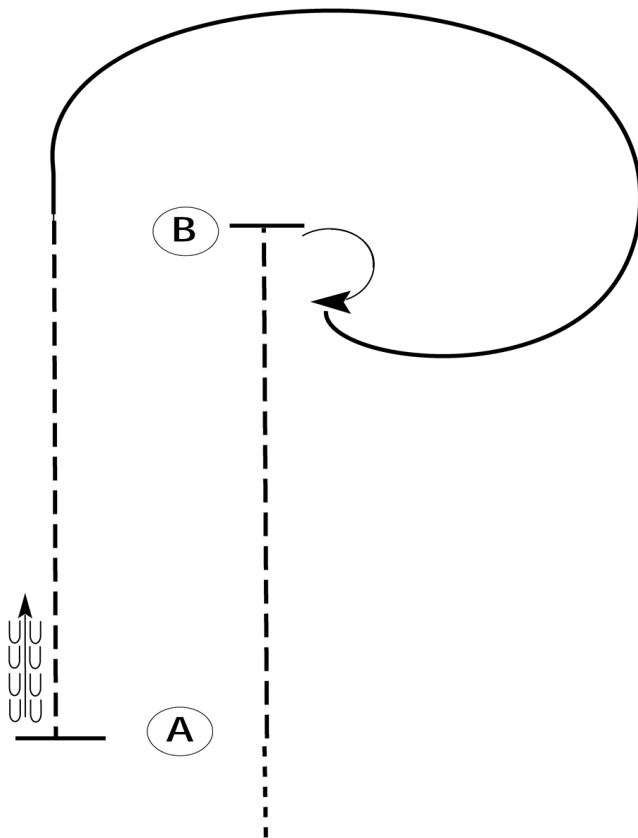
Rawhide Cup 2022

PRAB Western Horsemanship (Amateur)

Show Date: 21. May to 22. May 2022

w w w . H o r s e S h o w P a t t e r n s . c o m

w w w . H o r s e S h o w P a t t e r n s . c o m



Be ready before A.

1. Walk to A.
2. Jog to B.
3. Turn 180 degrees to the right.
4. Lope on the left lead back around to B.
5. Jog from B to A.
6. Stop at A and back approximately one horse length.

Follow the instructions of your ring steward.

Walk	-----
Jog	- - - - -
Extended Jog	- - - - -
Lope	—————
Leg Yield	
Lead Change	— / —
Back	← — — — — — — — — —
Marker	⊙
Sidepass	← — — — — →

[WH/1-44]

Pattern Provided by:
Johanna Vorraber

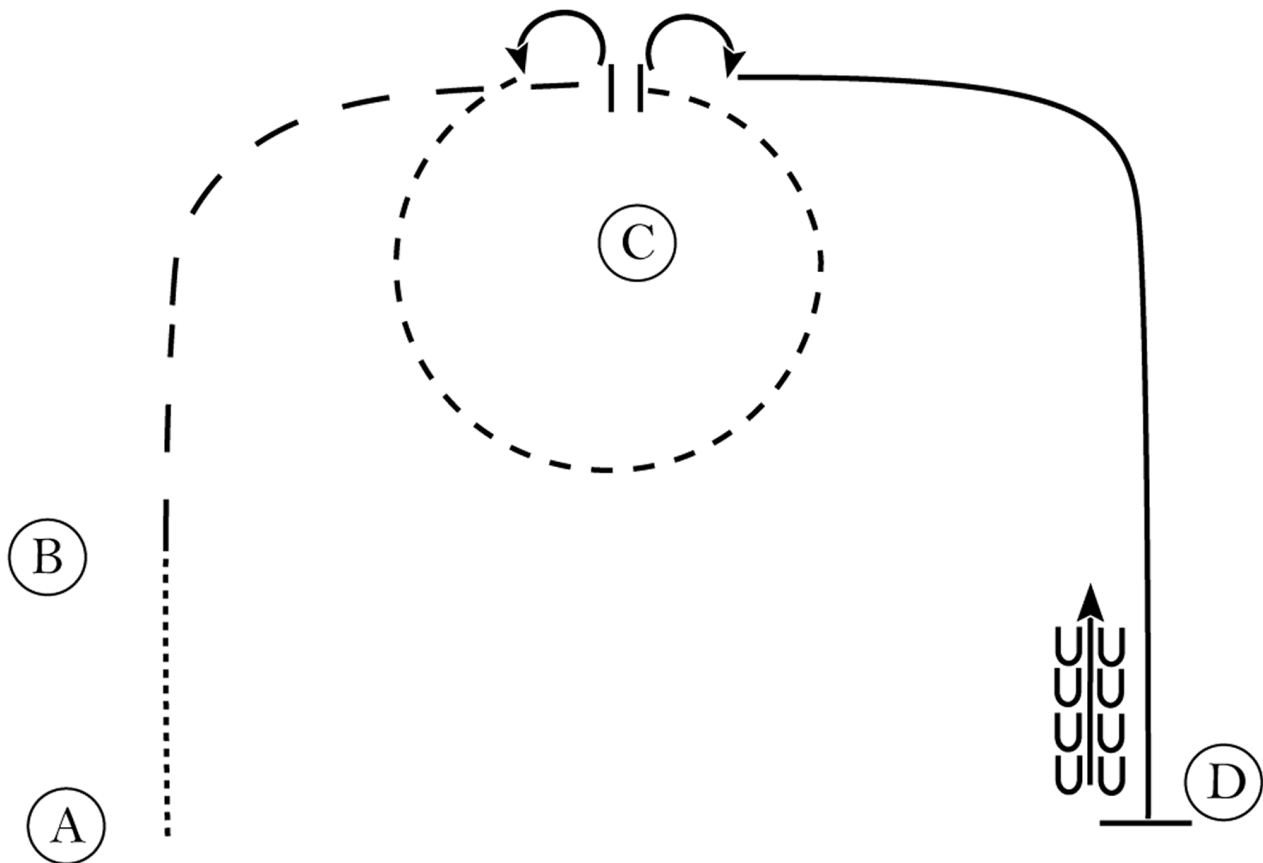
Rawhide Cup 2022

AQHA Western Horsemanship (Amateur)

Show Date: 21. May to 22. May 2022

w w w . H o r s e S h o w P a t t e r n s . c o m

w w w . H o r s e S h o w P a t t e r n s . c o m



1. Walk A to B
2. At B Extend the jog to C
3. Stop at C and perform a 180 degree turn to the left
4. Jog a circle around C
5. Stop at C and perform a 180 degree turn to the right
6. Lope on the left lead to D
- 7 Stop at D and back approximately one horse length

Walk
Jog	-----
Extended Jog	-----
Lope	—————
Leg Yield	
Lead Change	↘
Back	←←←
Marker	ⓑ
Sidepass	←←←

[WH/2-34]

Pattern Provided by:
Johanna Vorraber

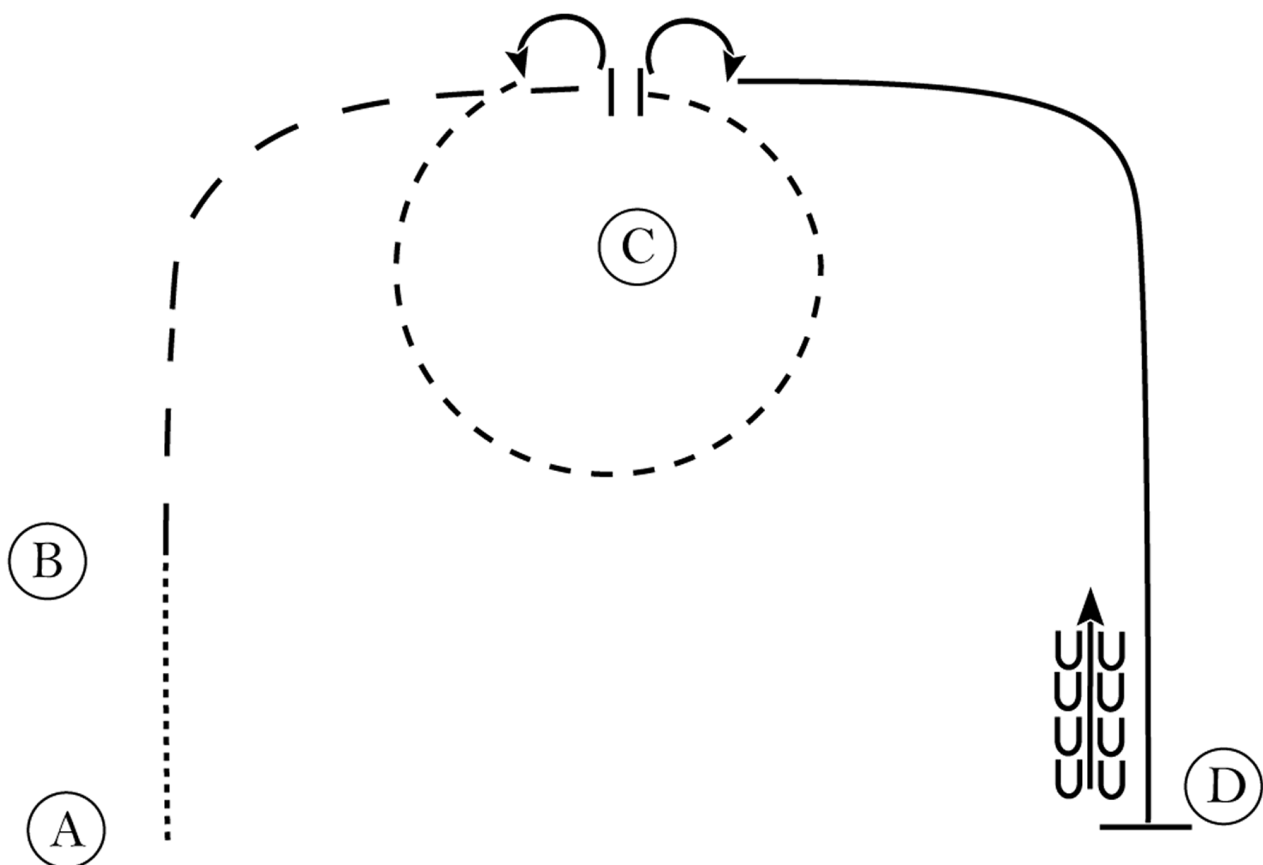
Rawhide Cup 2022

AQHA Western Horsemanship (Youth)

Show Date: 21. May to 22. May 2022

www.HorseShowPatterns.com

www.HorseShowPatterns.com



1. Walk A to B
2. At B Extend the jog to C
3. Stop at C and perform a 180 degree turn to the left
4. Jog a circle around C
5. Stop at C and perform a 180 degree turn to the right
6. Lope on the left lead to D
- 7 Stop at D and back approximately one horse length

- Walk (dotted line)
- Jog - - - - - (dashed line)
- Extended Jog - - - - - (long dashed line)
- Lope _____ (solid line)
- Leg Yield ||||| (vertical bars)
- Lead Change / (diagonal lines)
- Back ←←← (horizontal lines with arrows)
- Marker (B) (circle with B)
- Sidepass ← - - - - - → (dashed line with arrows)

[WH/2-34]

Pattern Provided by:
Johanna Vorraber

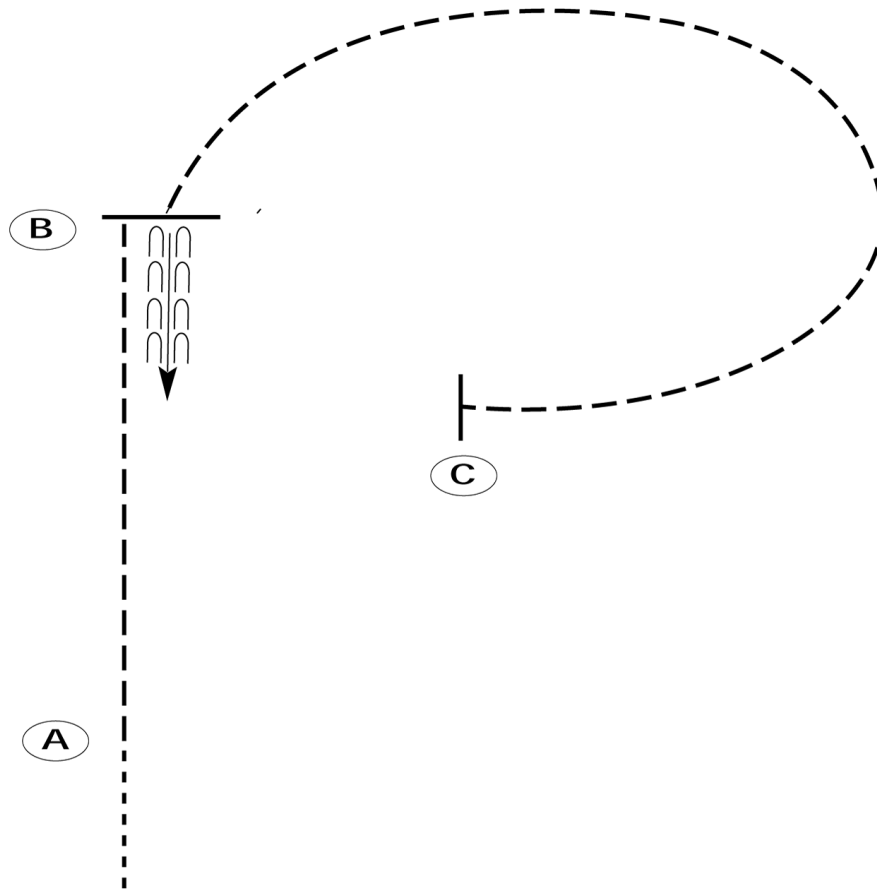
Rawhide Cup 2022

PRAB Western Horsemanship (W&J 12 & UNDER)

Show Date: 21. May to 22. May 2022

w w w . H o r s e S h o w P a t t e r n s . c o m

w w w . H o r s e S h o w P a t t e r n s . c o m



Be ready before A.

1. Walk to A.
2. Jog to B.
3. Stop at B and back approximately one horse length.
4. Jog to C.
5. Stop at C.

Follow the instructions of your ring steward.

Walk	-----
Jog	-----
Extended Jog	-----
Lope	—————
Leg Yield	
Lead Change	— / —
Back	← u u u u u
Marker	Ⓚ
Sidepass	←-----→

[WH/WT-49]

Pattern Provided by:
Johanna Vorraber

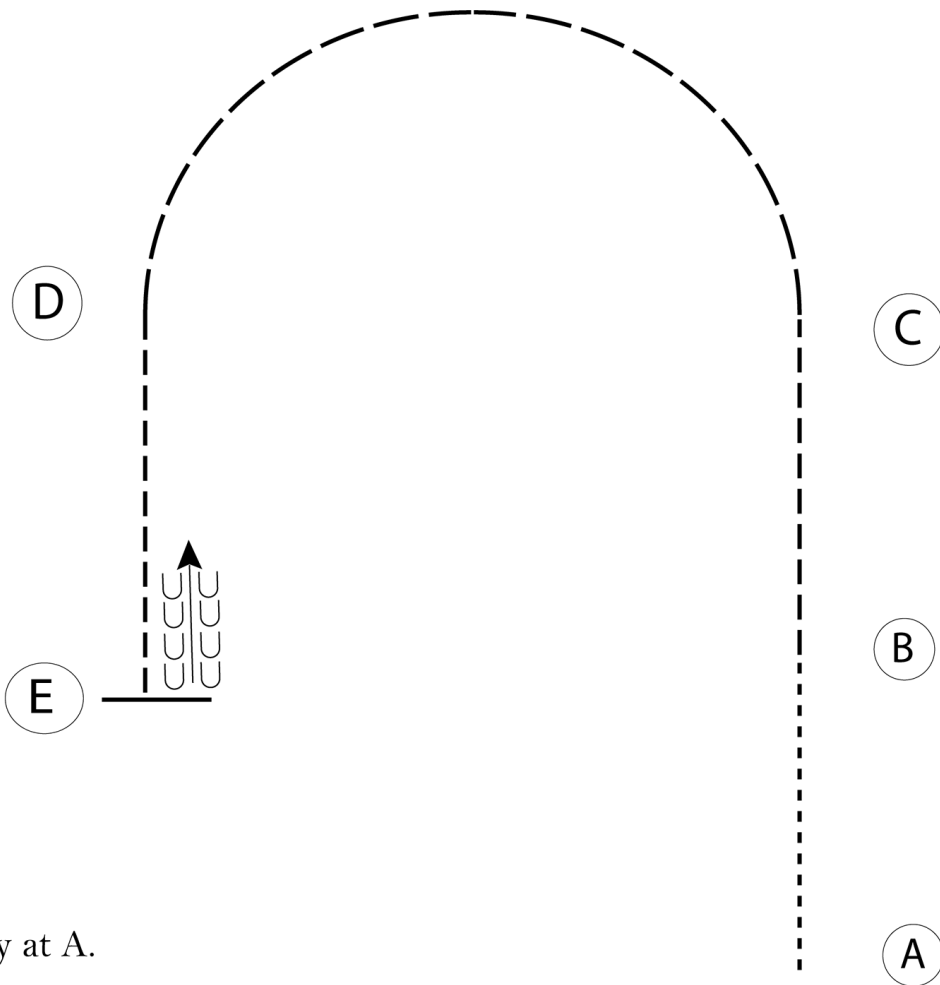
Rawhide Cup 2022

PRAB Western Horsemanship (W&J 13 AND OVER)

Show Date: 21. May to 22. May 2022

w w w . H o r s e S h o w P a t t e r n s . c o m

w w w . H o r s e S h o w P a t t e r n s . c o m



Be ready at A.

1. Walk to B.
2. Jog to C.
3. Extend the jog to D.
4. Jog D to E.
5. Stop at E and back approximately one horse length.

Follow the instructions of your ring steward.

- Walk -----
- Jog - - - - -
- Extended Jog - - - - -
- Lope _____
- Leg Yield |||||
- Lead Change /
- Back ← u u u u
- Marker (B)
- Sidepass ← - - - - - →

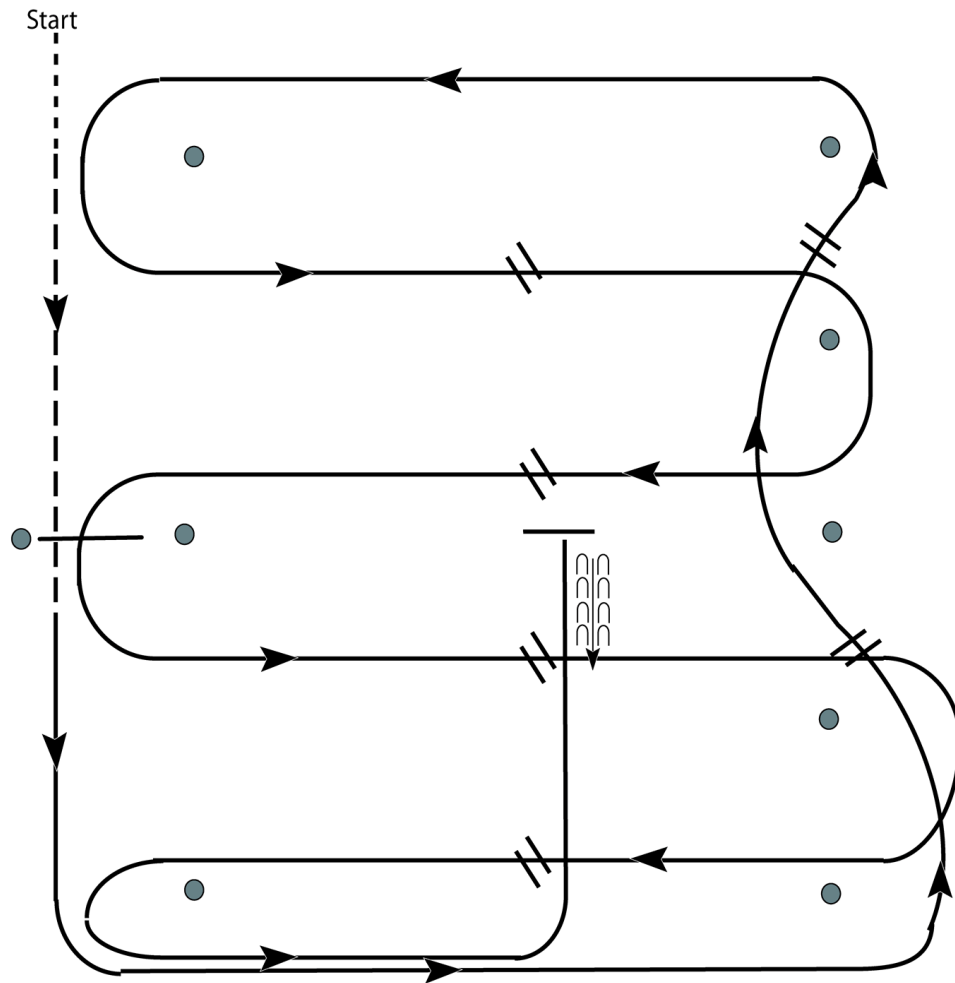
[WH/WT-56]

Pattern Provided by:
Johanna Vorraber

Rawhide Cup 2022

PRAB Western Riding (Open)

Show Date: 21. May to 22. May 2022



1. Walk at least 15' & jog over log.
2. Transition to left lead and lope around end.
3. First line change.
4. Second line change. Lope around end of arena
5. First crossing change.
6. Second crossing change.
7. Lope over log.
8. Third crossing change.
9. Fourth crossing change.
10. Lope up the center, stop and back.

[WR/GP-1]

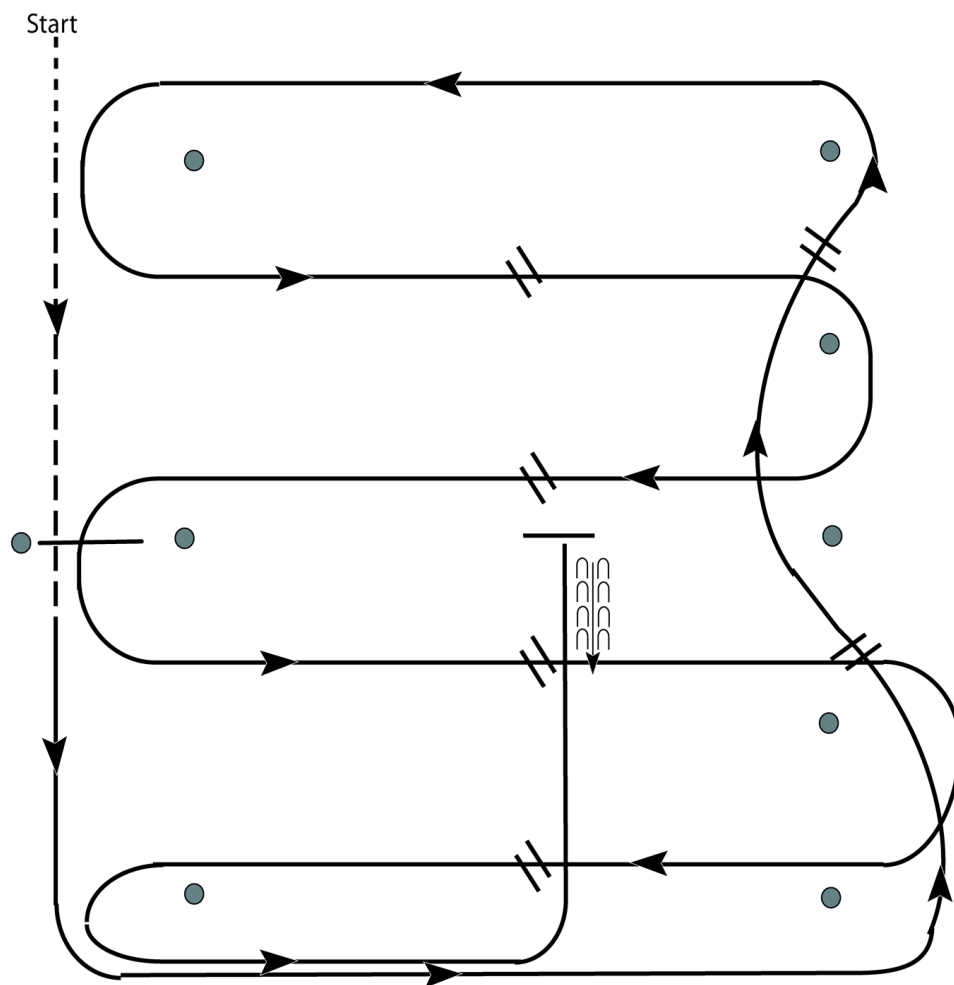
Pattern Provided by:

Johanna Vorraber

Rawhide Cup 2022

AQHA Western Riding (L1 Open)

Show Date: 21. May to 22. May 2022



1. Walk at least 15' & jog over log.
2. Transition to left lead and lope around end.
3. First line change.
4. Second line change. Lope around end of arena
5. First crossing change.
6. Second crossing change.
7. Lope over log.
8. Third crossing change.
9. Fourth crossing change.
10. Lope up the center, stop and back.

[WR/GP-1]

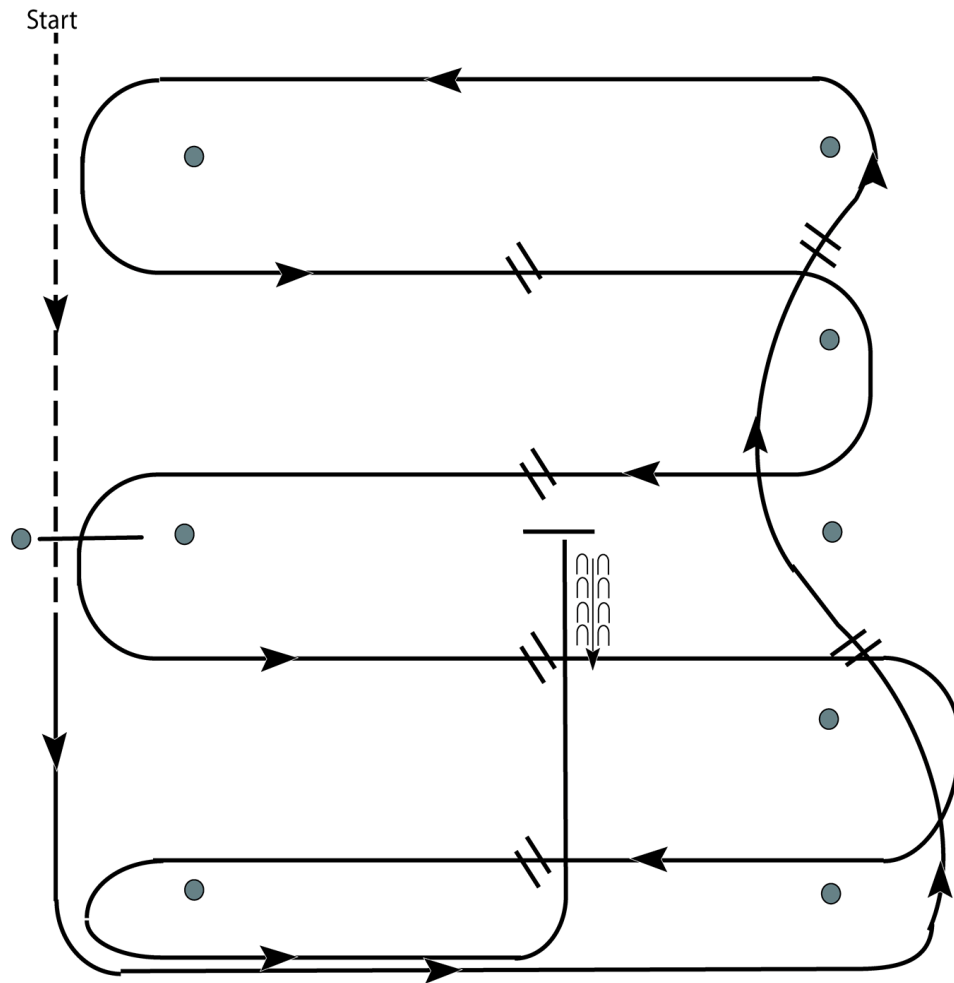
Pattern Provided by:

Johanna Vorraber

Rawhide Cup 2022

AQHA Western Riding (L1 Youth)

Show Date: 21. May to 22. May 2022



1. Walk at least 15' & jog over log.
2. Transition to left lead and lope around end.
3. First line change.
4. Second line change. Lope around end of arena
5. First crossing change.
6. Second crossing change.
7. Lope over log.
8. Third crossing change.
9. Fourth crossing change.
10. Lope up the center, stop and back.

[WR/GP-1]

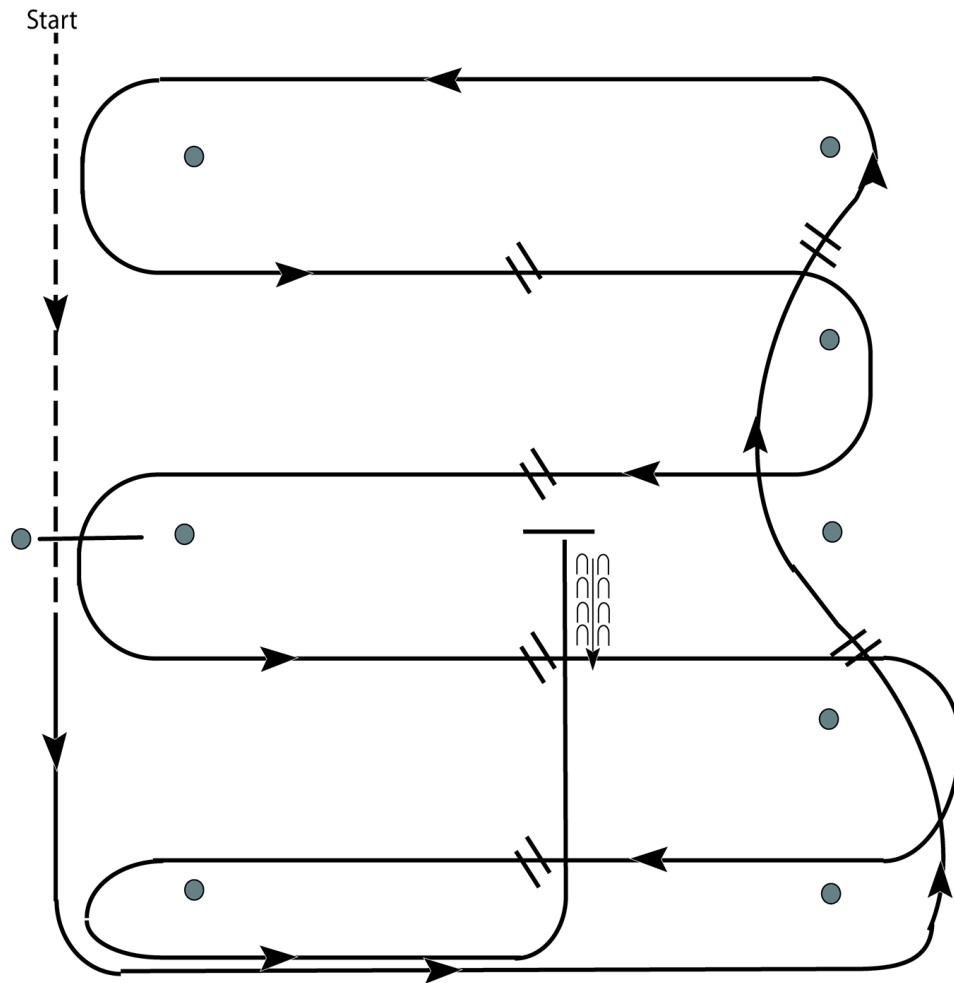
Pattern Provided by:

Johanna Vorraber

Rawhide Cup 2022

AQHA Western Riding (L1 Amateur)

Show Date: 21. May to 22. May 2022



1. Walk at least 15' & jog over log.
2. Transition to left lead and lope around end.
3. First line change.
4. Second line change. Lope around end of arena
5. First crossing change.
6. Second crossing change.
7. Lope over log.
8. Third crossing change.
9. Fourth crossing change.
10. Lope up the center, stop and back.

[WR/GP-1]

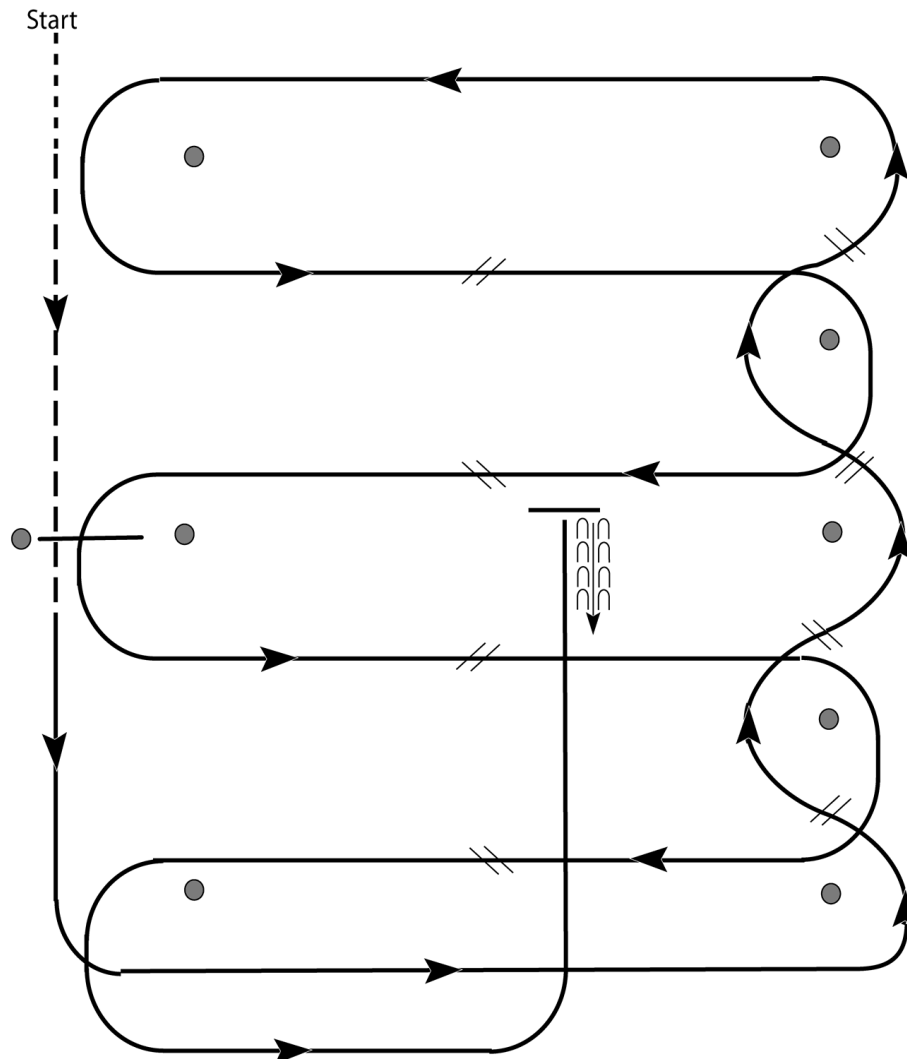
Pattern Provided by:

Johanna Vorraber

Rawhide Cup 2022

AQHA Western Riding (Youth)

Show Date: 21. May to 22. May 2022



1. Walk and jog over log.
2. Transition to lope and lope around end.
3. First line change.
4. Second line change.
5. Third line change.
6. Fourth line change and lope around the end of the arena.
7. First crossing change.
8. Second crossing change.
9. Lope over log.
10. Third crossing change.
11. Fourth crossing change.
12. Lope up the center, stop and back.

[WR/OP-1]

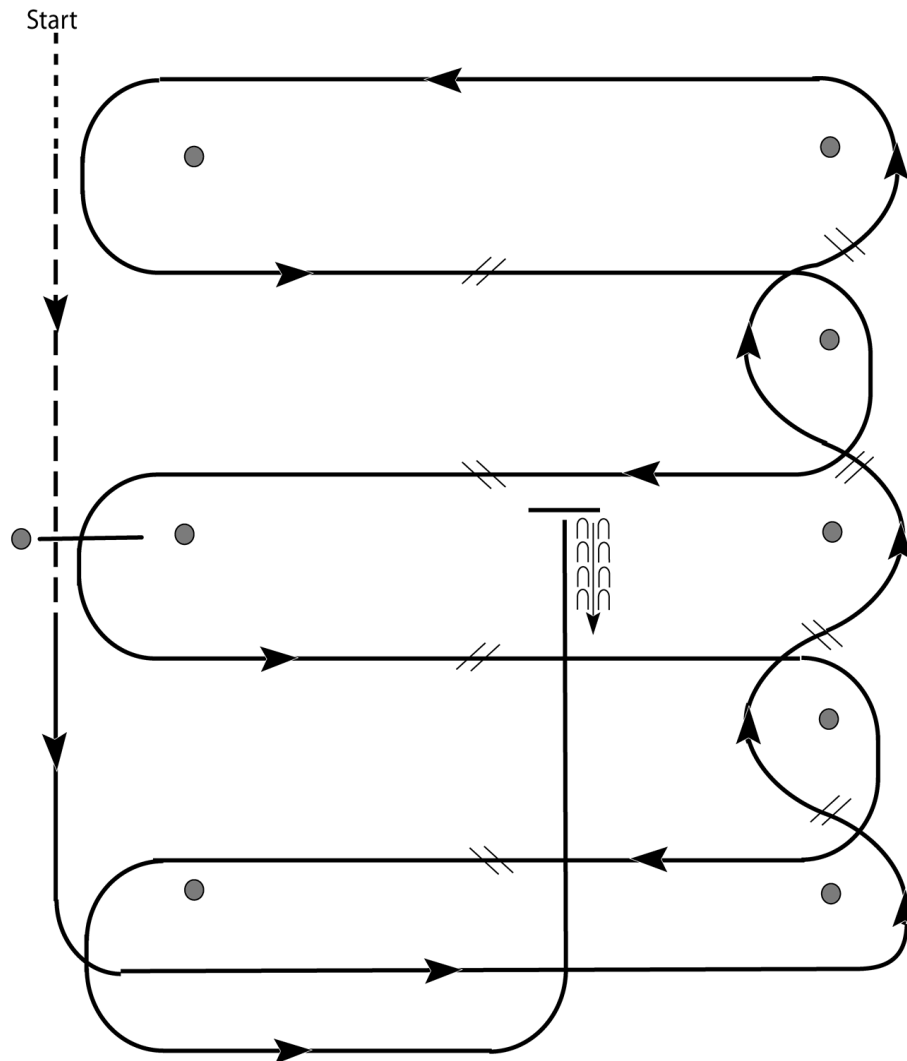
Pattern Provided by:

Johanna Vorraber

Rawhide Cup 2022

AQHA Western Riding (Amateur)

Show Date: 21. May to 22. May 2022



1. Walk and jog over log.
2. Transition to lope and lope around end.
3. First line change.
4. Second line change.
5. Third line change.
6. Fourth line change and lope around the end of the arena.
7. First crossing change.
8. Second crossing change.
9. Lope over log.
10. Third crossing change.
11. Fourth crossing change.
12. Lope up the center, stop and back.

[WR/OP-1]

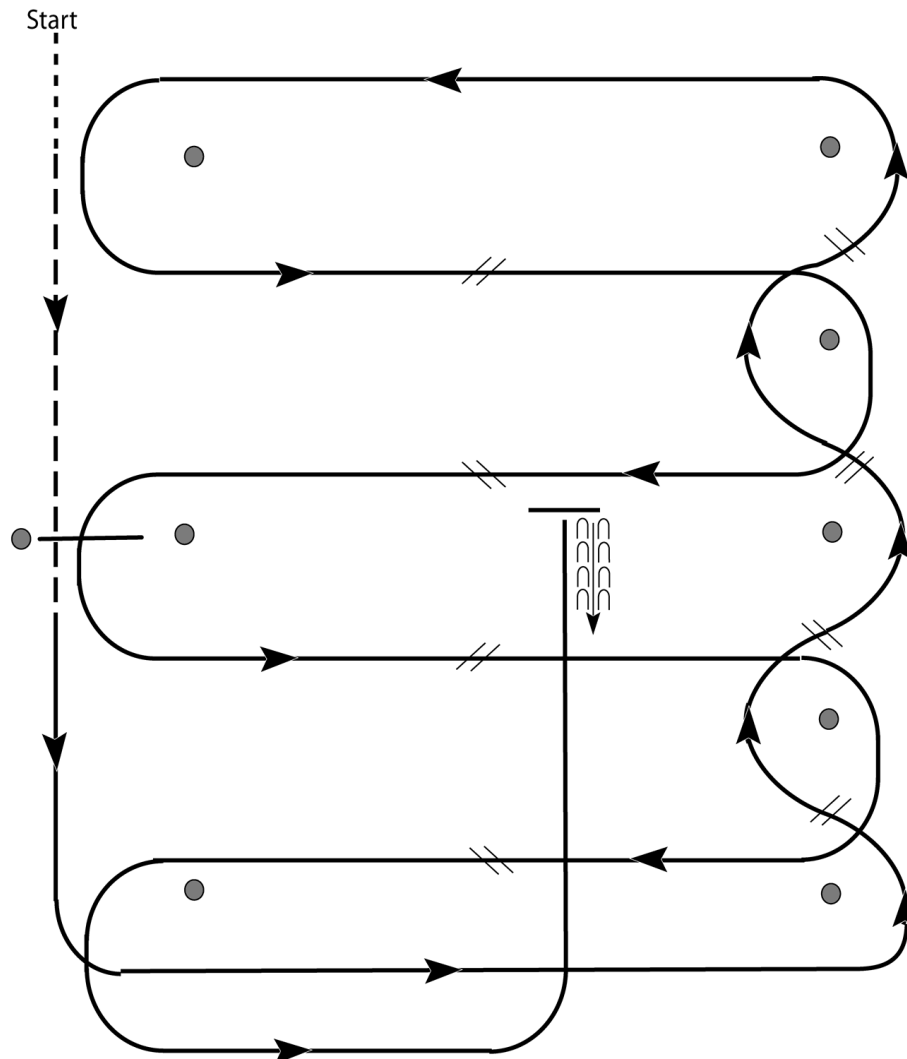
Pattern Provided by:

Johanna Vorraber

Rawhide Cup 2022

AQHA Western Riding (Open)

Show Date: 21. May to 22. May 2022

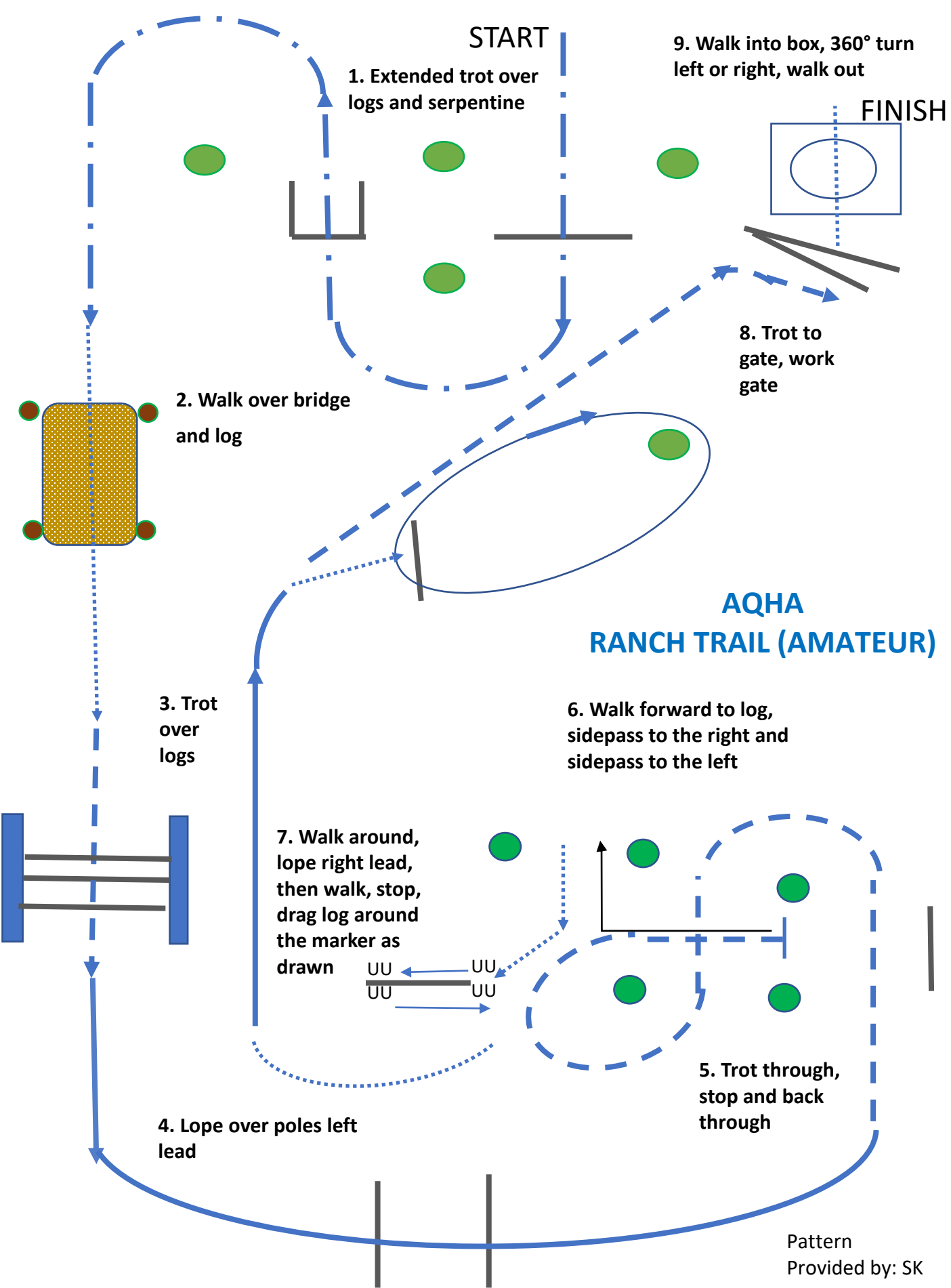


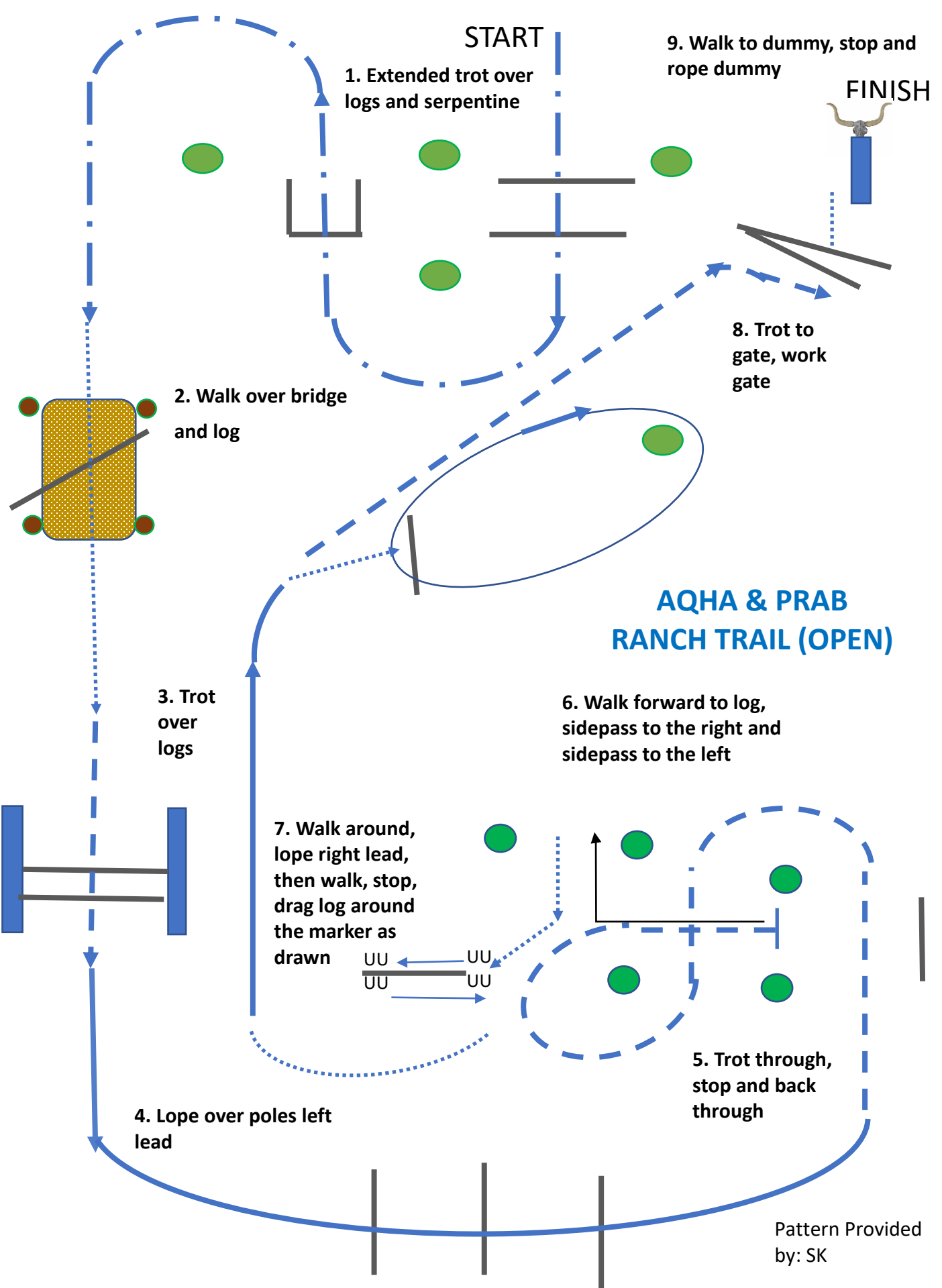
1. Walk and jog over log.
2. Transition to lope and lope around end.
3. First line change.
4. Second line change.
5. Third line change.
6. Fourth line change and lope around the end of the arena.
7. First crossing change.
8. Second crossing change.
9. Lope over log.
10. Third crossing change.
11. Fourth crossing change.
12. Lope up the center, stop and back.

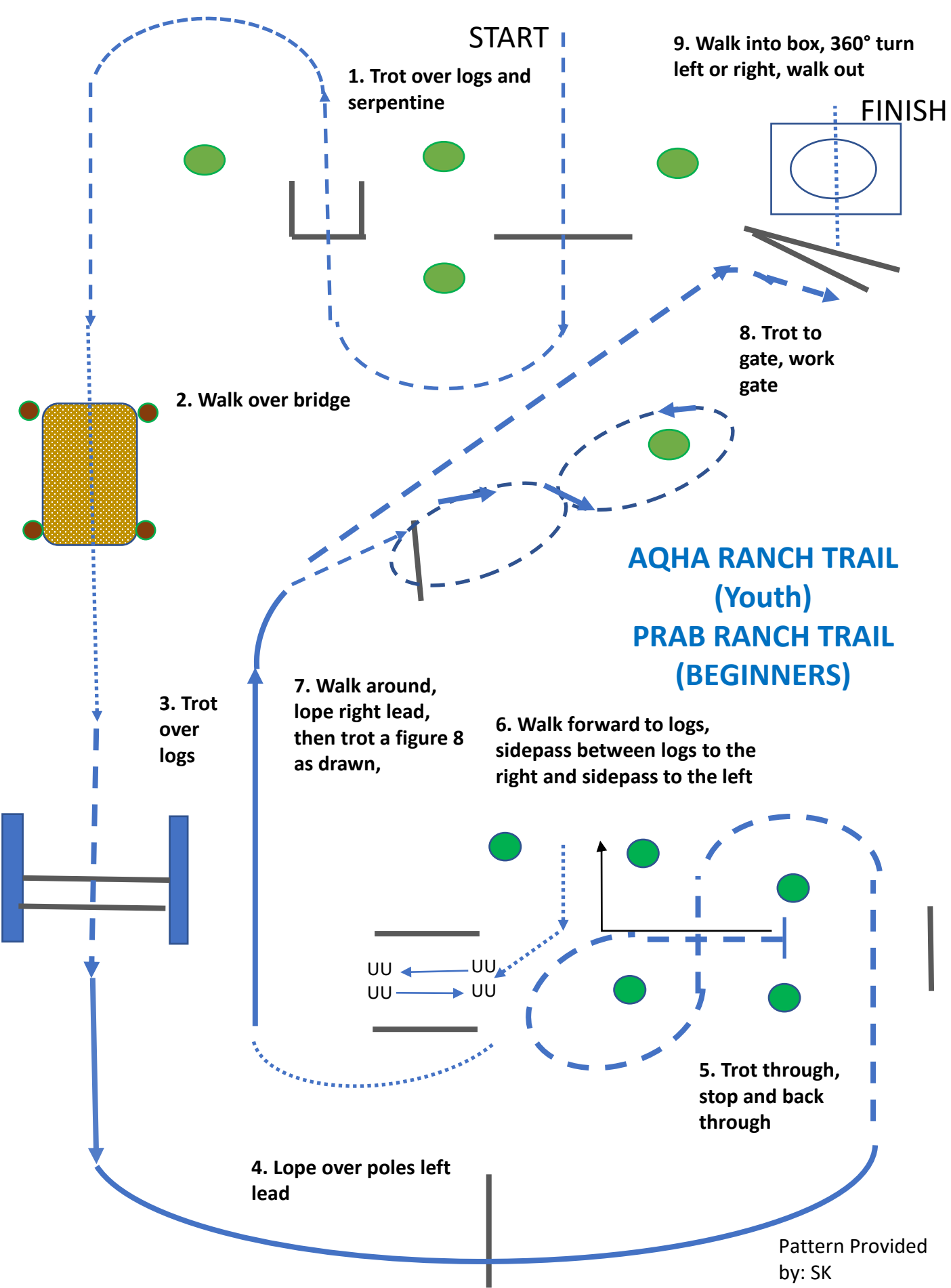
[WR/OP-1]

Pattern Provided by:

Johanna Vorraber









Show

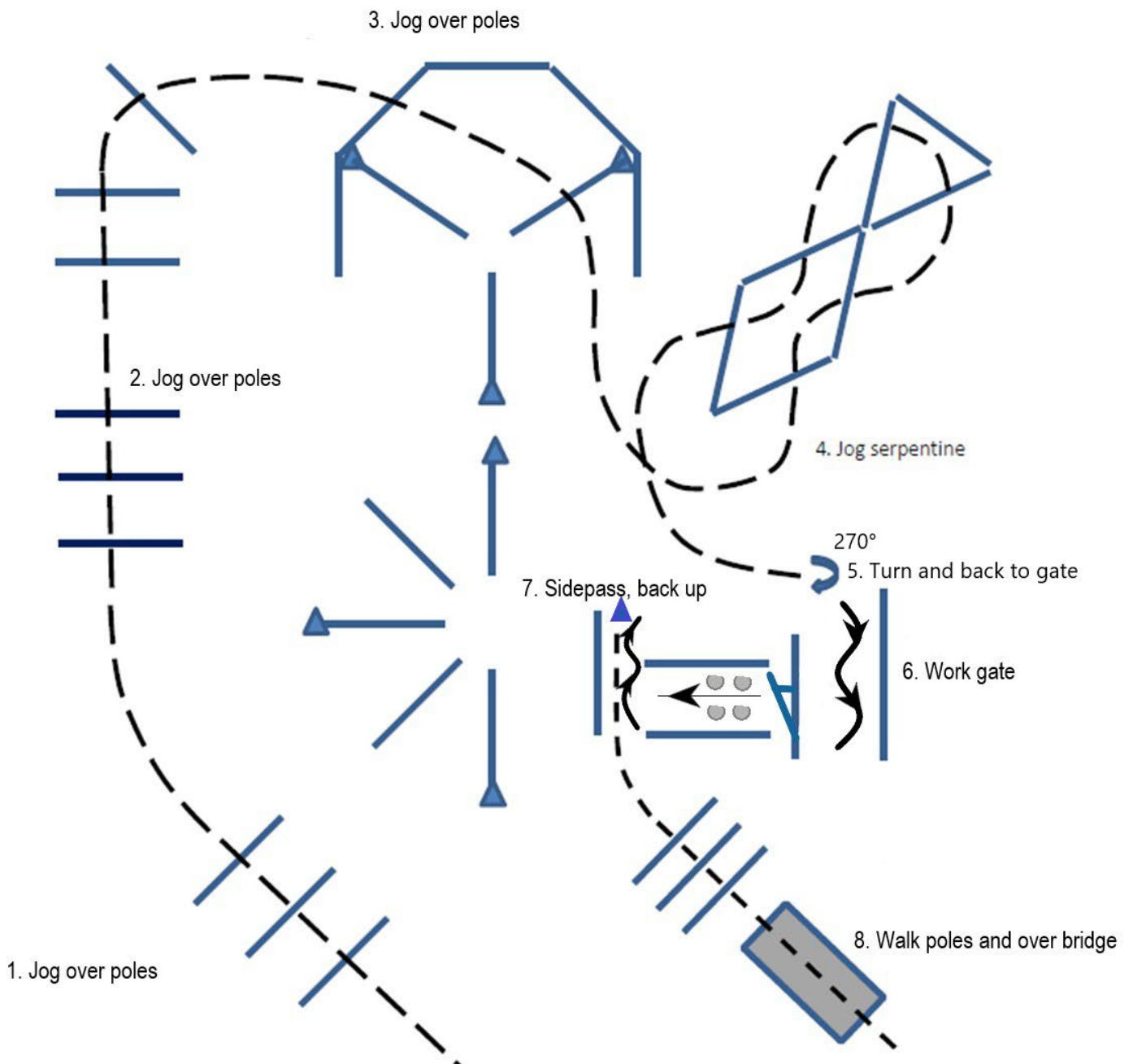
21/05 – 22/05, 2022

Rawhide Ranch – Dikberd 29 – 2200 Herentals

BELGIAN
QUARTER
HORSE
ASSOCIATION

Trail

PRAB: W&J <13, W&J >13, In Hand Open (3y & under)





Show

21/05 – 22/05, 2022

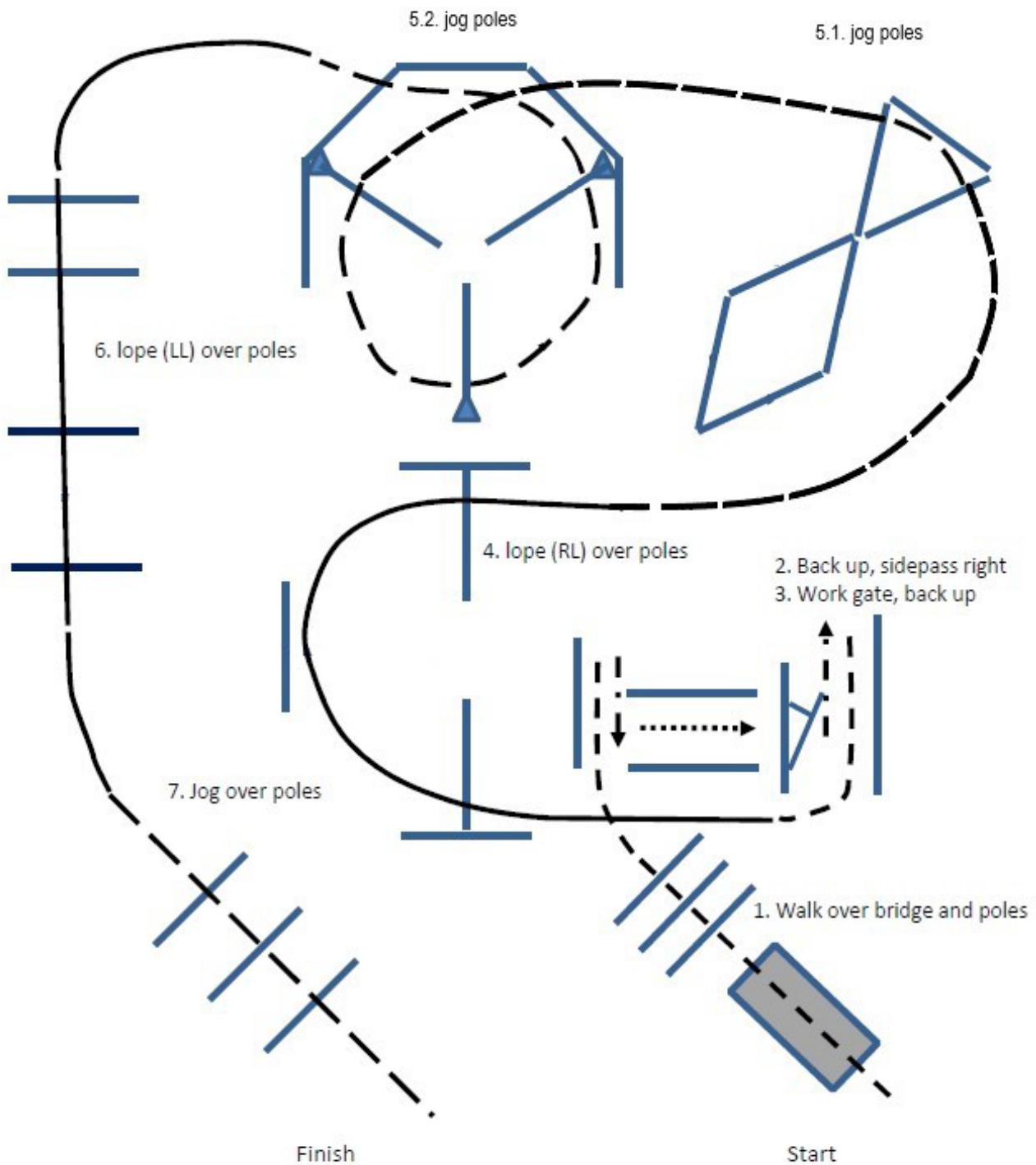
Rawhide Ranch – Dikberd 29 – 2200 Herentals

BELGIAN
QUARTER
HORSE
ASSOCIATION

Trail

PRAB: Beginners, Green Horse Open, Nov Youth, Nov Amateur

AQHA: L1 Youth, L1 Amateur, L1 Open





Show

21/05 – 22/05, 2022

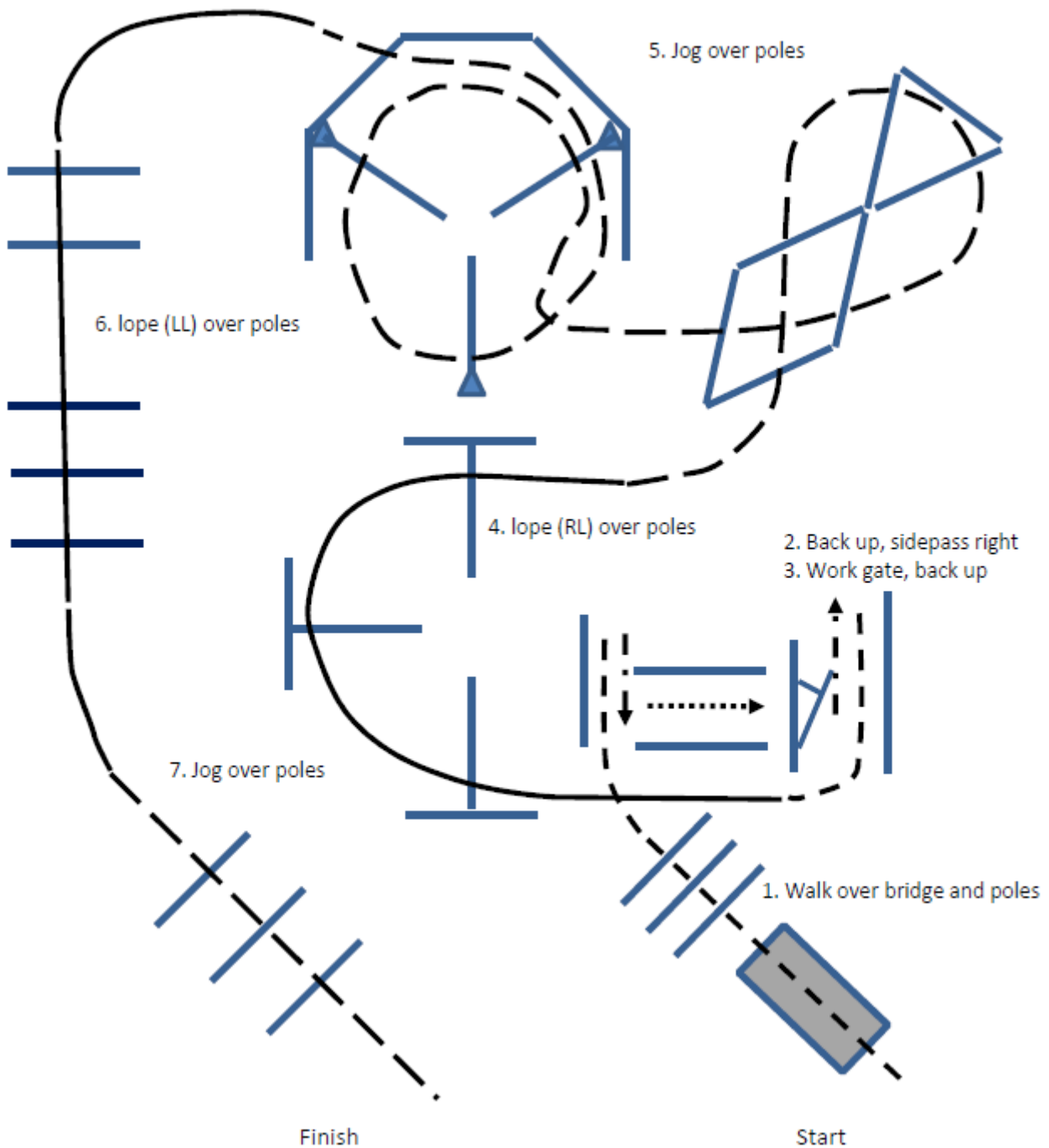
Rawhide Ranch – Dikberd 29 – 2200 Herentals

BELGIAN
QUARTER
HORSE
ASSOCIATION

Trail

PRAB: Youth, Amateur

AQHA: Youth, Amateur





Show

21/05 – 22/05, 2022

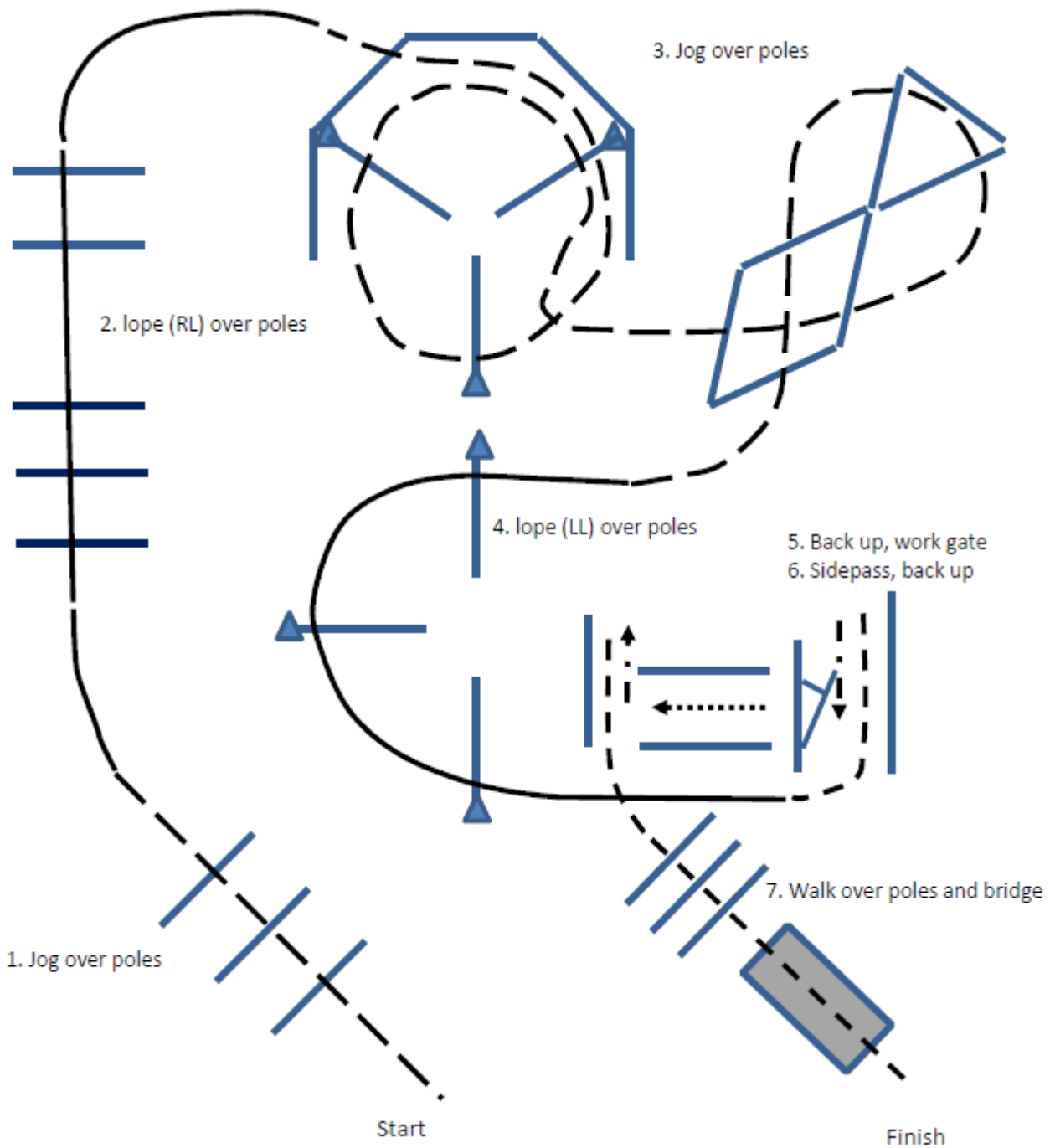
Rawhide Ranch – Dikberd 29 – 2200 Herentals

BELGIAN
QUARTER
HORSE
ASSOCIATION

Trail

PRAB: Open

AQHA: Open





Show

21/05 – 22/05, 2022

Rawhide Ranch – Dikberd 29 – 2200 Herentals

BELGIAN
QUARTER
HORSE
ASSOCIATION

Trail

PRAB: Jackpot

